

MATH

LITERACY

Pre-kindergarten

SUMMER
break packet





Kindergarten Supply List 2022-2023

1-pk. Printer Paper White (Boys)
1-pk. Cardstock White (Girls)
4-boxes 24-Count Crayola Crayo
1-pk. Crayola Colored Pencils
1-8 set Crayola Watercolors
1-pk. Expo Markers
1-pk. Crayola Washable Markers (Classic
Colors)
12- Yellow #2 Pencils (Sharpened) Ticonderoga
□ Brand
1-Pink Eraser
1-Fiskars Scissors
3-6pk. Glue Sticks
1-Pencil Box
1-Box of Gallon Size Ziploc Bags-Girls
1-Box of Sandwich Ziploc-Boys
1-Roll of Paper Towels
1-Box of Kleenex
1- Box of Baby Wipes
Headphones (No ear buds)
Change of clothes in a bag labeled with your
child's name
Backpack - small (no wheels)
Additional supplies may be required during the
year.

's

Pre-kindergarten
SUMMER
break packet



SUMMER Break

Dear Parents,

This Summer Break Packet was created for you and your child to work on throughout the summer break. Parents please work on one worksheet a day with your child. Do not forget to go to the library and read 20 mins every day!

A Helpful Note:

There are also a variety of learning websites listed below that your child can play to help keep them busy over the summer break. Thank you for working with your child and have a safe and fun vacation!

www.topmarks.com

www.abcya.com



Summer reading log

Complete the chart and do not forget to bring it to your new teacher next year!

Date	Title	Author

TEACH4SUCCESS (LLC)





JUNE


ENJOY YOUR SUMMER BREAK!!

	Monday	Tuesday	Wednesday	Thursday
<div>Student initials</div> Week 1 {June 1}	Literacy: Trace uppercase Math: Trace numbers 1-20	Literacy: Missing uppercase Math: Missing numbers	Literacy: Trace lowercase Math: I can draw (odd numbers)	Literacy: Missing lowercase Math: I can draw (even numbers)
<div>Student initials</div> Week 2 {June 8}	Literacy: Beginning Sound I Math: Counting I	Literacy: Beginning Sound II Math: Counting II	Literacy: Beginning Sound III Math: Ten frame (odd)	Literacy: Beginning Sound IIII Math: Ten frame (even)
<div>Student initials</div> Week 3 {June 15}	Literacy: Short Vowel I Math: Graphing (Crabs)	Literacy: Short Vowel II Math: Graphing (Shells)	Literacy: Rhyming I Math: Shape Tracing	Literacy: Rhyming II Math: How many sides?
<div>Student initials</div> Week 4 {June 22}	Literacy: Next 3 letters I Math: Next 3 numbers I	Literacy: Next 3 letters II Math: Next 3 numbers II	Literacy: Color uppercase letters Math: I can color I	Literacy: Color lowercase letters Math: I can color II

Name: _____

MONDAY: WK1

Trace the uppercase alphabet:



A B C D

E F G H I J

K L M N O P

Q R S T U V

W X Y Z



Name: _____

MONDAY: WK1

Trace numbers 1-20:

1

2

3

4

5

6

7

8

9

10

11

12

13

14

15

16

17

18

19

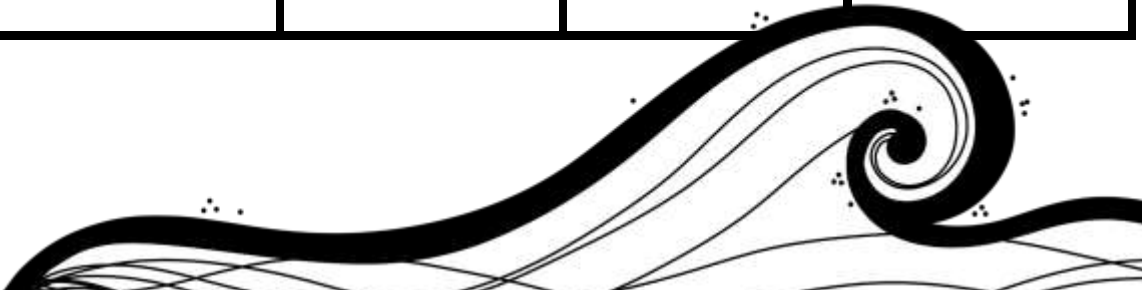
20



Name: _____

TUESDAY: WK1

Fill in the missing uppercase alphabet:


A		C	D	
F	G		I	J
	L	M		O
P		R		T
	V	W		
Z				

Name: _____

TUESDAY: WK1

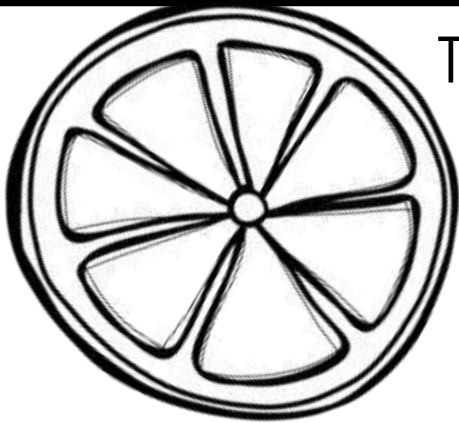
Fill in the missing numbers:

1		3	4	
6	7		9	10
	12	13		15
16		18		20
	22	23		
26				



Name: _____

WEDNESDAY: WK1



Trace the lowercase alphabet:

a b c d

e f g h i j

k l m n o p

q r s t u v

w x y z



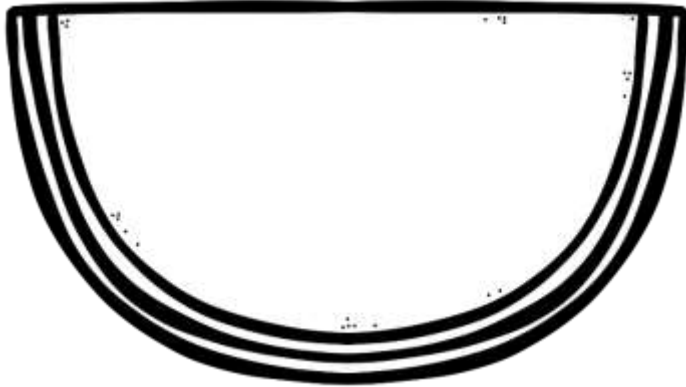
Name: _____

WEDNESDAY: WK1

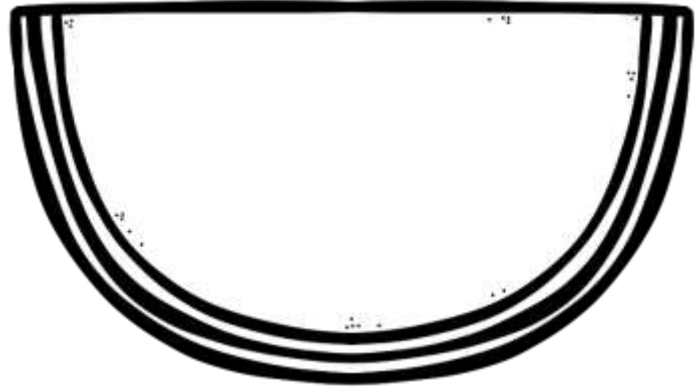
Watermelon Seeds I:



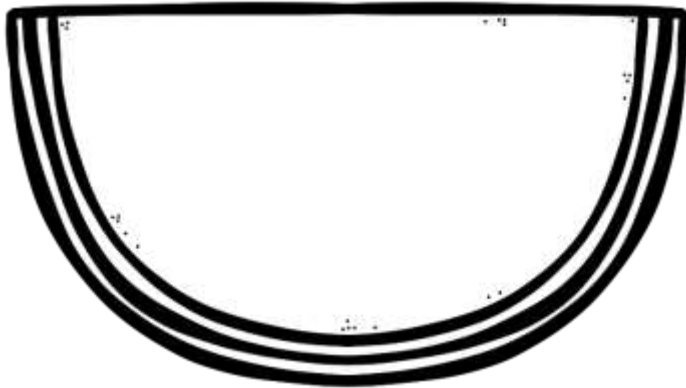
I can draw 1 seed.



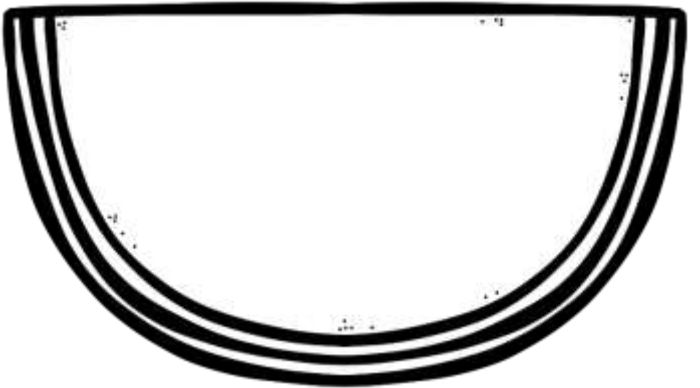
I can draw 3 seeds.



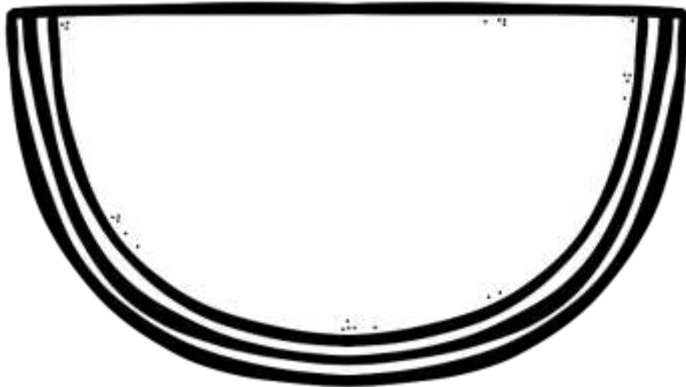
I can draw 5 seeds.



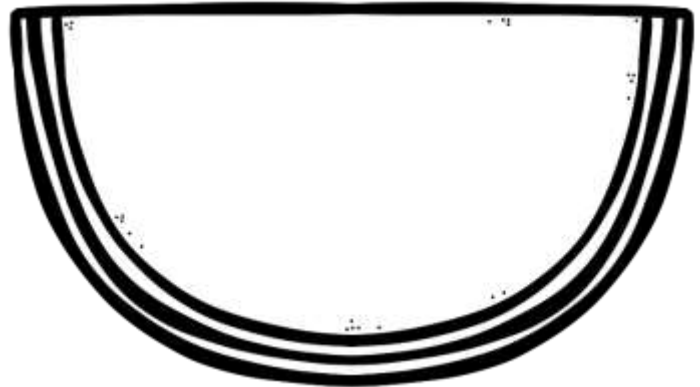
I can draw 7 seeds.



I can draw 9 seeds.



I can draw 11 seeds.



Name: _____

THURSDAY: WK1

Fill in the missing lowercase alphabet:

	b			e
		h		
k			n	
	q		s	
u			x	y



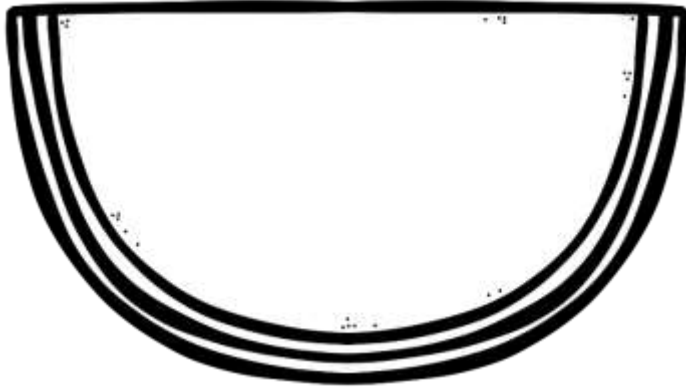
Name: _____

THURSDAY: WK1

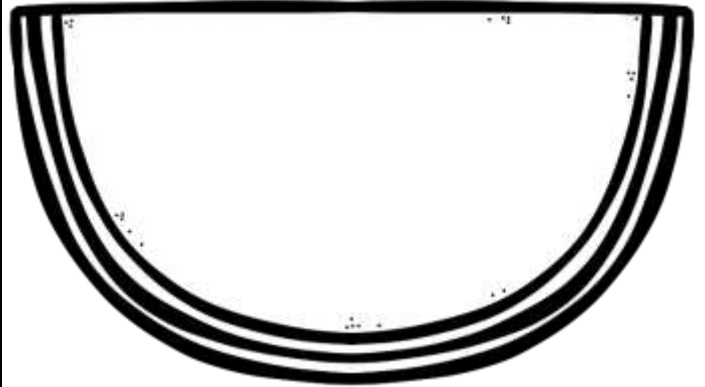
Watermelon Seeds II:



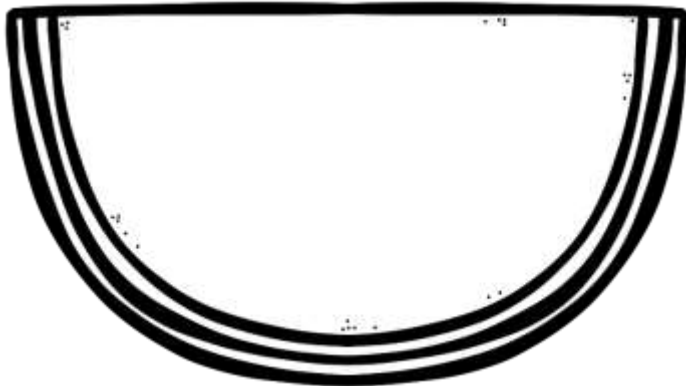
I can draw 2 seeds.



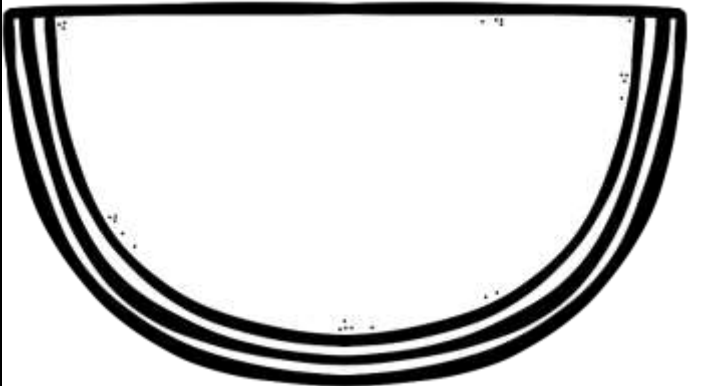
I can draw 4 seeds.



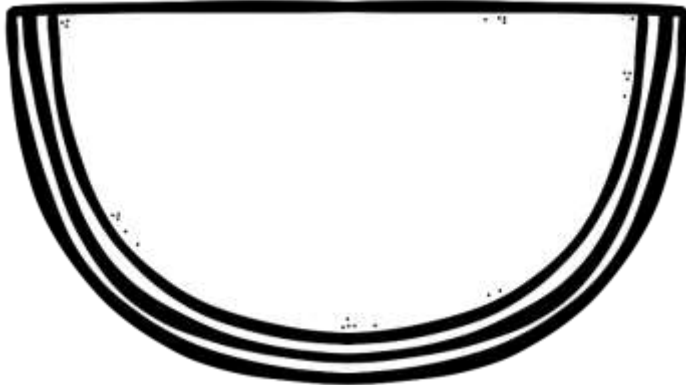
I can draw 6 seeds.



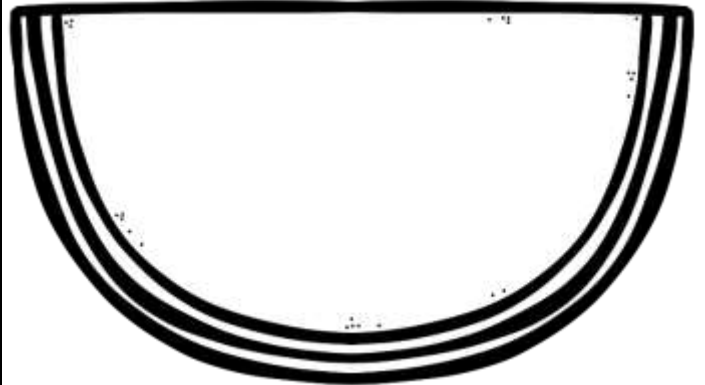
I can draw 8 seeds.



I can draw 10 seeds.



I can draw 12 seeds.



Name: _____

BEGINNING LETTERS I:

Circle the correct beginning letter

_ugust




a

b

c

_olphin




d

e

f

_all



a

b

c

_xercise




d

e

f

_rab



a

b

c

_lower



d

e

f

Name: _____



COUNTING SURFBOARDS, I:

Count and circle the correct amount.


0	1	3	5	7	9	0	1	3
5	7	9	0	1	3	5	7	9

Name: _____


BEGINNING LETTERS II:

Circle the correct beginning letter


_oggles

g
h
i

_uly

j
k
l

_at

g
h
i

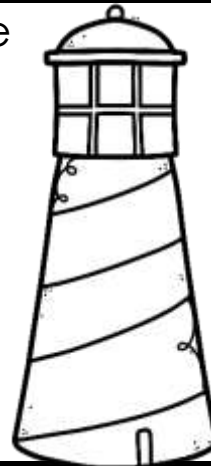
_ids

j
k
l

_ce cream

g
h
i

_ight house

j
k
l







Name: _____

TUESDAY: WK2



COUNTING SURFBOARDS II:

Count and circle the correct amount.

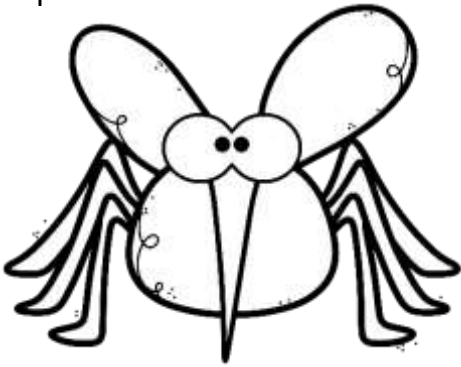
		
0 2 4	6 8 10	0 2 4
		
6 8 10	0 2 4	6 8 10

Name: _____

BEGINNING LETTERS III:

Circle the correct beginning letter

_osquito




m

n

o

_opsicle



p

q

r

_ature




m

n

o

_uite



p

q

r

_cean



m

n

o

_elax



p

q

r

Name: _____

Count then write the correct answer:



●				

●	●	●		

●	●	●	●	●
●	●			

●	●	●	●	●
●	●	●	●	


●	●	●	●	●

Name: _____

BEGINNING LETTERS III:

Circle the correct beginning letter

_un



S

t

U

_acation

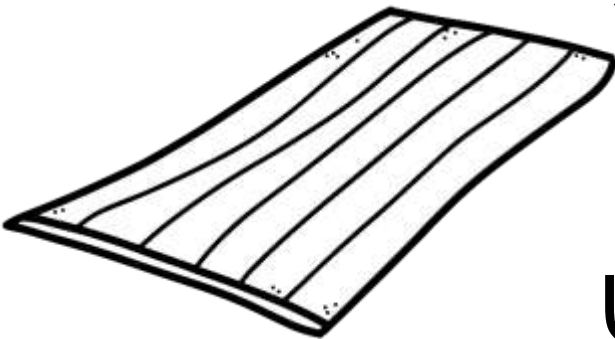


V

W

X

_owel

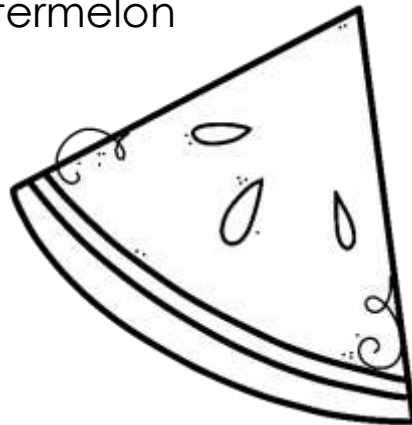


S

t

U

_atermelon

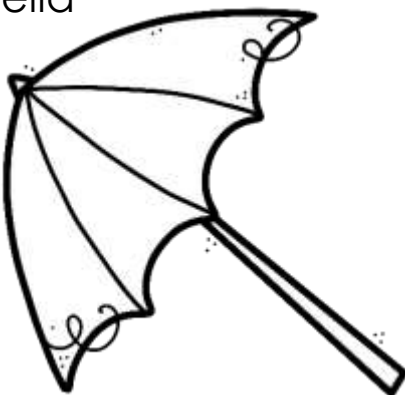


V

W

X

_mbrella



S

t

U

e_plore



V

W

X

Name: _____



Count then write the correct answer:

●	●			

●	●	●	●	●
●	●	●	●	●

●	●	●	●	●
●				

●	●	●	●	

●	●	●	●	●
●	●	●		

Name: _____



Fill in the

WORD FAMILY




p _ _




c _ _




d _ _




b _ _



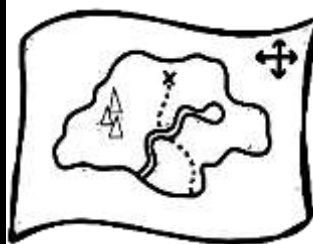
m _ _



h _ _



f _ _
















m _ _

Name: _____

MONDAY: WK 3

searching for crabs:

Use the chart to color the correct answer below:

kids	crabs
	    
	  
	 


Who found the most amount of crabs?



Who found the least amount of crabs?



Name: _____

word familyCircle the correct
short vowel.

a e i



o u i




a e i



o u i



a e i


















o u i

Name: _____


TUESDAY: WK 3

searching for shells:


Use the chart to color the correct answer below:

kids	shells
	    
	  
	   

Who found the most amount of shells?





Who found the least amount of shells?





Name: _____

I can find, cut and paste the picture that rhymes:

cat



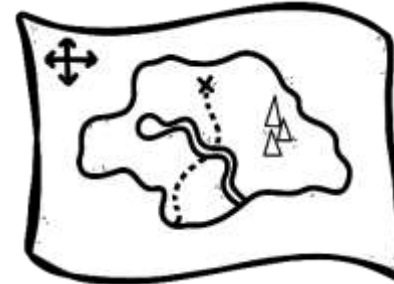
fin





hut




map



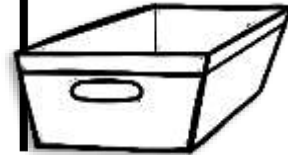
bug




hit



bin



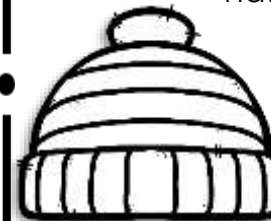
tap




kit




hat



cut



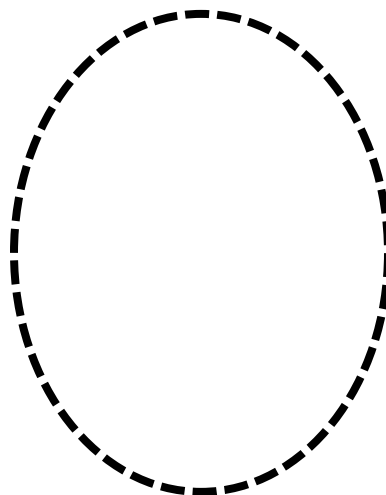
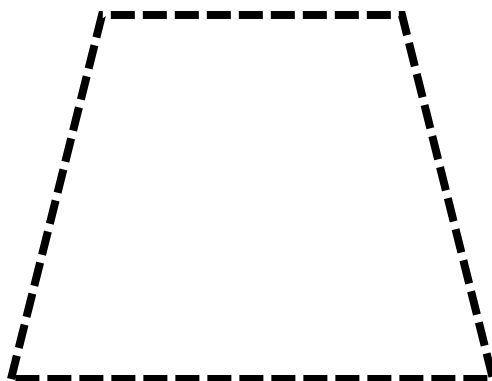
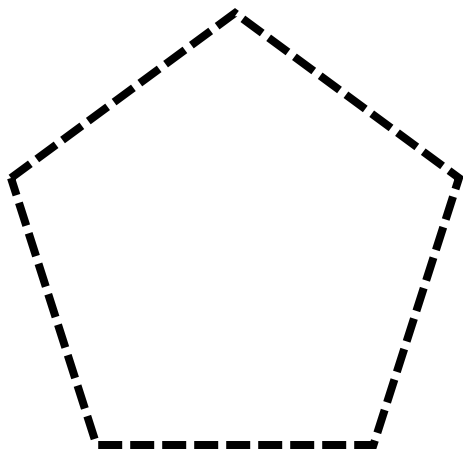

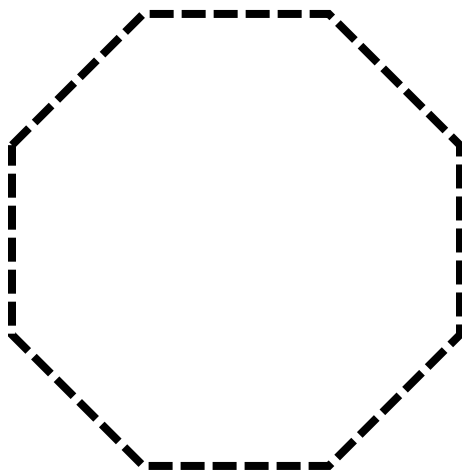
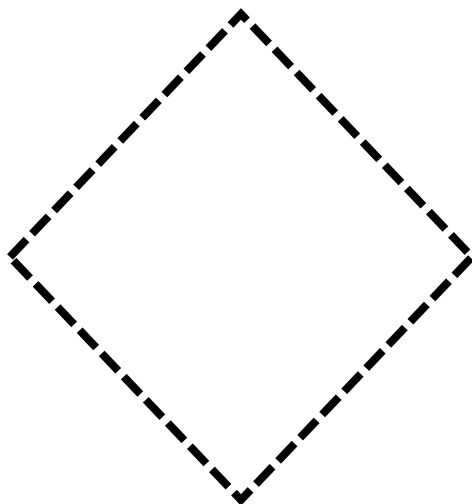
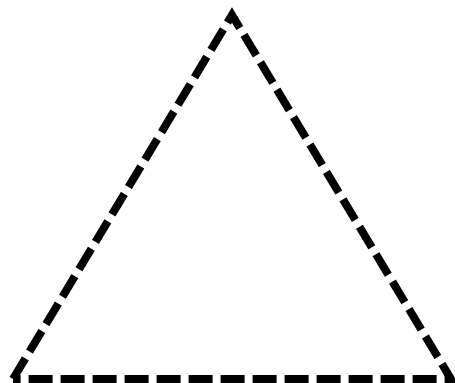

mug



Name: _____

shapes and shapes!


Trace the shapes below:





Name: _____

I can find, cut and paste the picture that rhymes:


bear




fox



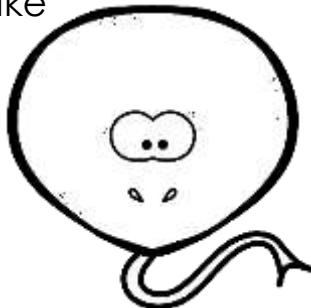
bee



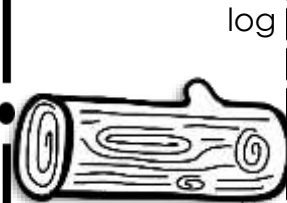




frog



snake



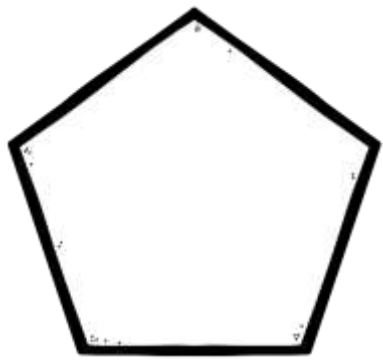


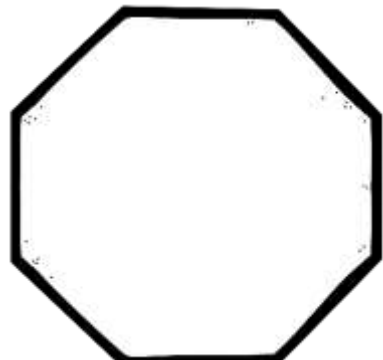

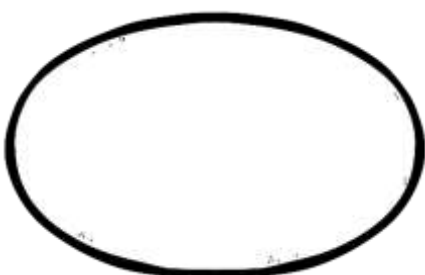

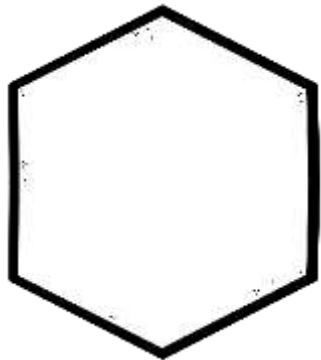

duck



Name: _____

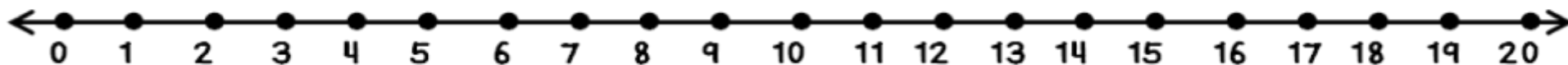
THURSDAY: WK 3

Color the correct amount of **sides**:

		
3 4 5	6 0 8	3 4 5
		
6 0 8	3 4 5	6 0 8
		
3 4 5	6 0 8	3 4 5

Name: _____

I can write the next three numbers.



1 ____ / ____ / ____

9 ____ / ____ / ____

3 ____ / ____ / ____

11 ____ / ____ / ____

5 ____ / ____ / ____

13 ____ / ____ / ____

7 ____ / ____ / ____

15 ____ / ____ / ____

Name: _____

I can write the next three letters.

A _____

B _____

C _____

D _____

E _____

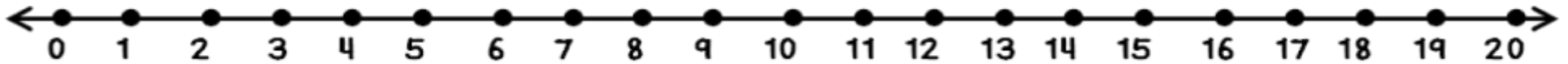
F _____

G _____

H _____

Name: _____

I can write the next three numbers.



2 _____, _____, _____

10 _____, _____, _____

4 _____, _____, _____

12 _____, _____, _____

6 _____, _____, _____

14 _____, _____, _____

8 _____, _____, _____

16 _____, _____, _____

Name: _____

I can write the next three letters.

I _____ / _____ / _____

J _____ / _____ / _____

K _____ / _____ / _____

L _____ / _____ / _____

M _____ / _____ / _____

N _____ / _____ / _____

O _____ / _____ / _____

P _____ / _____ / _____

Name: _____

Color all the uppercase letters:

A

b

K

t

s

G

e

X

U

h

N

p

I

M

j

B

R

V


w




Name: _____

Read and color the correct amount:


I can color 10 shells.




I can color 8 shells.





I can color 2 shells.



I can color 4 shells.



I can color 6 shells.



Name: _____

Color all the lowercase letters:

A

b

K

t

s

G

e

X

U

h

N

p

I

M


j

B

R

V


w




Name: _____

Read and color the correct amount:


I can color 9 shells.




I can color 5 shells.





I can color 7 shells.



I can color 3 shells.



I can color 1 shell.





JULY

ENJOY YOUR SUMMER BREAK!!

	Monday	Tuesday	Wednesday	Thursday
<div>Student initials</div> Week 1 {July 6}	Literacy: Letter Order A-N Math: Number Order 1-10	Literacy: Letter Order O-P Math: Number Order 11-20	Literacy: Write the alphabet Math: Write numbers 1-26	Literacy: Snow cone Colors Math: Snow Cone Size
<div>Student initials</div> Week 2 {July 13}	Literacy: Read and Match I Math: Make 5	Literacy: Read and Match II Math: Adding up to 5	Literacy: Read and Draw Math: Make 10	Literacy: Read and Draw Math: Adding up to 10
<div>Student initials</div> Week 3 {July 20}	Math: Spin and Color 1-5 Science: Seasons- Fall and Spring	Math: Spin and Color 6-10 Science: Seasons- Winter and Summer	Literacy: Which Word? Science: Who lives here?	Literacy: Which Word? Science: Who lives here?
<div>Student initials</div> Week 4 {July 27}	Literacy: Sentence Building I Math: Read and Color (15frame)	Literacy: Sentence Building I Math: Read and Color (20frame)	Literacy: Sentence Building I Math: Tally Match (1-5)	Literacy: Sentence Building I Math: Tally Match (6-10)

Name: _____

Cut and paste the alphabet in order:

A-G

--	--	--	--	--	--	--

H-N



--	--	--	--	--	--	--

TEACH4SUCCESS (LLC)

A H B I C J D

K E L F M G N

Name: _____

Cut and paste the alphabet in order:

1-5

--	--	--	--	--

6-10



--	--	--	--	--

TEACH4SUCCESS (LLC)

1

3

5

7

9

2

4

6

8

10

Name: _____

Cut and paste the alphabet in order:

O-T

--	--	--	--	--	--

U-Z



--	--	--	--	--	--

TEACH4SUCCESS (LLC)

O

U

P

V

Q

W

R

X

S

Y

T

Z


Name: _____

Cut and paste the alphabet in order:

11-15

--	--	--	--	--

16-20



--	--	--	--	--

TEACH4SUCCESS (LLC)


11 13 15 17 19

12 14 16 18 20

Name: _____

WEDNESDAY: WK1

I can write the alphabet:




TEACH4SUCCESS (LLC)

Name: _____

WEDNESDAY: WK1

I can write the numbers 1-26:



Name: _____

Read the color word. Color the snow cones the correct color.

blue

orange

green

yellow

red

purple



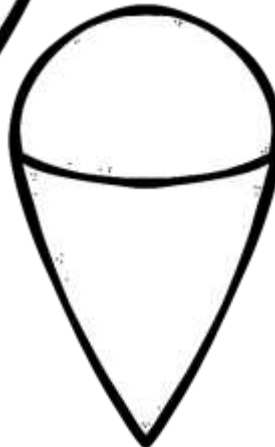
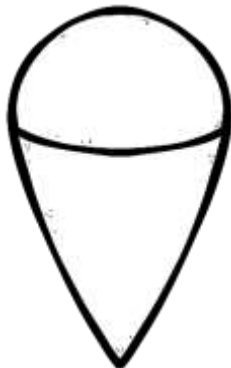
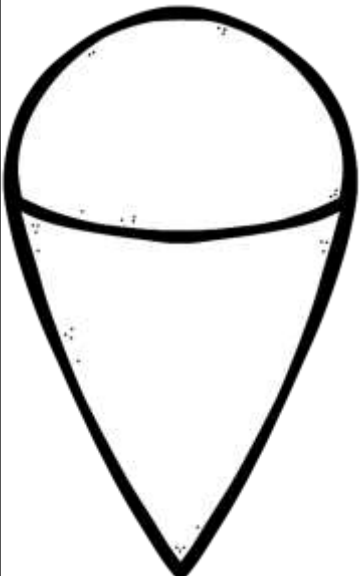
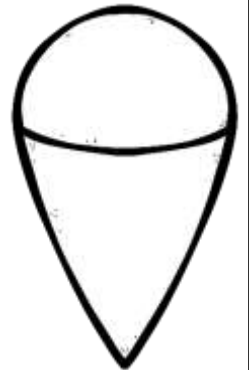
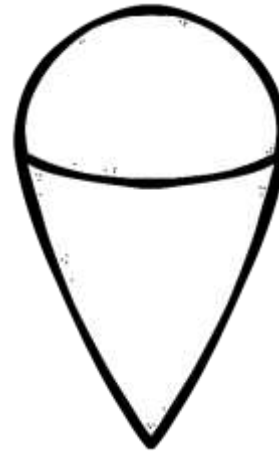
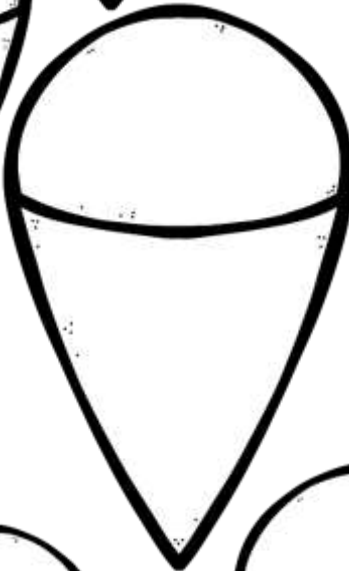
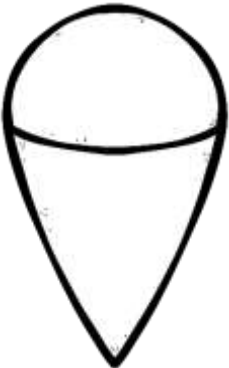
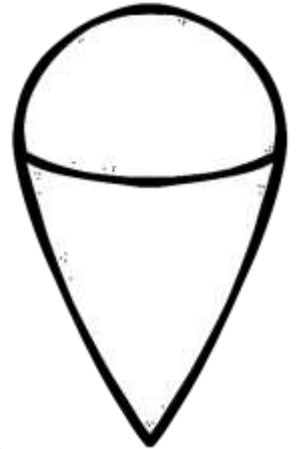
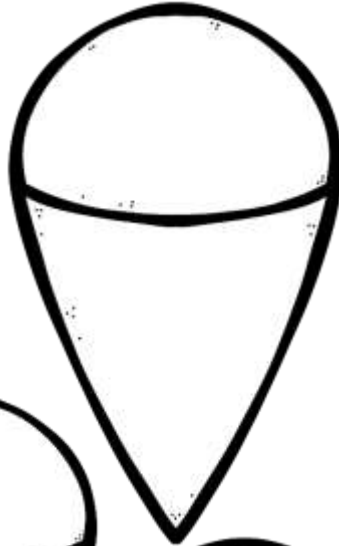
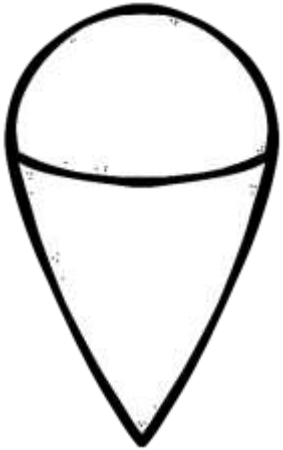
Name: _____

Color by Size

Small-pink

Medium-orange

Large-yellow



Name: _____

At the Beach: Read the sentence. Trace the sentence. Cut and paste the picture to match.

I see a beach ball.

I see a beach ball.

I see an umbrella.

I see an umbrella.


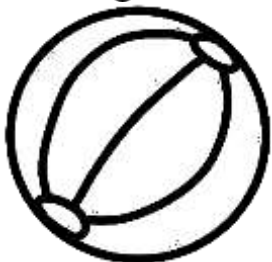
I see a seashell.

I see a seashell.

I see a beach bucket.

I see a beach bucket.

TEACH4SUCCESS (LLC)



Name: _____



let's make 5

Count how many more you
need to make 5.



$$2 + \underline{\quad} = 5$$



$$3 + \underline{\quad} = 5$$



$$4 + \underline{\quad} = 5$$



$$1 + \underline{\quad} = 5$$

Name: _____

Ocean creatures: Read the sentence. Trace the sentence. Cut and paste the picture to match.

I see a crab.

I see a crab.

I see a shark.

I see a shark.

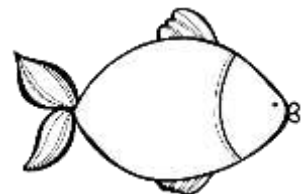

I see a fish.

I see a fish.

I see a dolphin.

I see a dolphin.

TEACH4SUCCESS (LLC)



Name: _____

adding up to 5


Cut out the shark fins and use them to help you solve the addition problems.

$$\begin{array}{r} 1 \\ +1 \\ \hline \end{array}$$

$$\begin{array}{r} 1 \\ +2 \\ \hline \end{array}$$

$$\begin{array}{r} 1 \\ +3 \\ \hline \end{array}$$

$$\begin{array}{r} 2 \\ +1 \\ \hline \end{array}$$



$$\begin{array}{r} 0 \\ +5 \\ \hline \end{array}$$

$$\begin{array}{r} 1 \\ +4 \\ \hline \end{array}$$

$$\begin{array}{r} 3 \\ +1 \\ \hline \end{array}$$

$$\begin{array}{r} 4 \\ +1 \\ \hline \end{array}$$



Name: _____

Ocean Creature: Read the sentence in each box, then draw a picture to match the sentence.

This is a fish.

This is a crab.

This is a shark.


This is an octopus.

Name: _____




let's make 10


Count how many more you need to make 10.




$$5 + \underline{\quad} = 10$$



$$6 + \underline{\quad} = 10$$



$$3 + \underline{\quad} = 10$$



$$7 + \underline{\quad} = 10$$

Name: _____

At the BBQ: Read the sentence in each box, then draw a picture to match the sentence.

I ate a hamburger.

I ate a hot dog.

I ate a steak.

I ate a chicken leg.

Name: _____

adding up to 10


Cut out the chicken legs and use them to help you solve the addition problems.

$$\begin{array}{r} 2 \\ +3 \\ \hline \end{array}$$

$$\begin{array}{r} 6 \\ +2 \\ \hline \end{array}$$

$$\begin{array}{r} 5 \\ +4 \\ \hline \end{array}$$

$$\begin{array}{r} 4 \\ +3 \\ \hline \end{array}$$

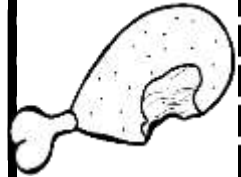
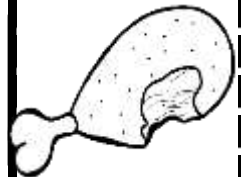


$$\begin{array}{r} 9 \\ +1 \\ \hline \end{array}$$

$$\begin{array}{r} 6 \\ +4 \\ \hline \end{array}$$



$$\begin{array}{r} 7 \\ +3 \\ \hline \end{array}$$

$$\begin{array}{r} 5 \\ +5 \\ \hline \end{array}$$



Name: _____

Use a pencil and a paperclip to spin a number. Color the matching watermelon with the number word on it.



Name: _____

Color, cut and paste the picture in the correct group:

Fall

Spring





TEACH4SUCCESS (LLC)



Name: _____

Use a pencil and a paperclip to spin a number. Color the matching watermelon with the number word on it.



Name: _____

Color, cut and paste the picture in the correct group:

Winter

Summer



TEACH4SUCCESS (LLC)



Name: _____


WEDNESDAY: WK 3

Say the name for each picture. Color the word that match.




rat

cat



hat

rat




mat

cat



kit

sit



hit

pit



split

kit



frog

dog



log

fog



rog


frog

Name: _____

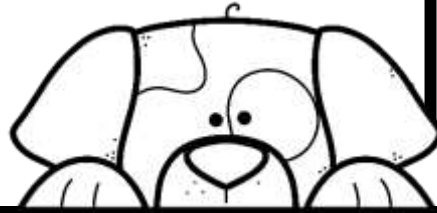

WHERE DO I LIVE?

Cut and paste the picture in the correct spot:


Where do
I live?





Where do
I live?





Where do
I live?




Where do
I live?



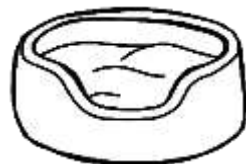
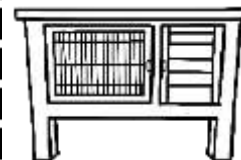

Where do
I live?



Where do
I live?



TEACH4SUCCESS (LLC)



Name: _____

THURSDAY: WK 3

Say the name for each picture. Color the word that match.



bet

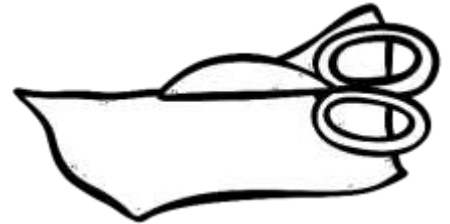
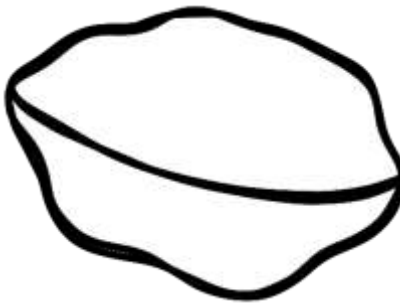
wet

net

let

pet

get



hut

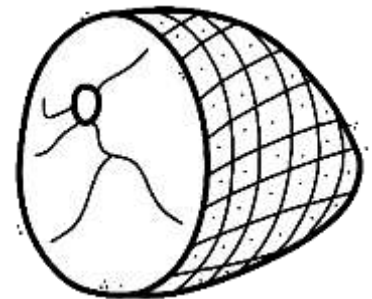
rut

put

nut

cut

lut



ram

sam

lam

jam

ham


fam

Name: _____


WHO LIVES HERE?

Cut and paste the picture in the correct spot:


Who lives
In the arctic?




Who lives
In the desert?




Who lives
In the rainforest?




Who lives
In the ocean?




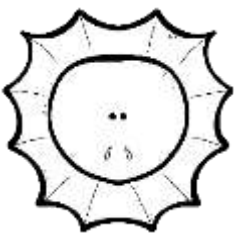
Who lives
In the grassland?



Who lives
In the forest?



TEACH4SUCCESS (LLC)



Name: _____


1. Read the sentence:

We went camping.

2. Write the sentence:

3. Build the sentence:

4. Color the picture:




TEACH4SUCCESS (LLC)


camping. went we

Name: _____



Complete the 15


















Name: _____

1. Read the sentence:

Kim built a sandcastle.

2. Write the sentence:

3. Build the sentence:







4. Color the picture:



sandcastle. built Kim a

Name: _____

Read the ten frames. Cut and paste the correct number.



20

15

18

19

16

17

Name: _____


1. Read the sentence:

James went surfing.

2. Write the sentence:

3. Build the sentence:

4. Color the picture:







TEACH4SUCCESS (LLC)




surfing. James went

Name: _____

Read the number. Cut and paste the matching tallies 1-5:



TEACH4SUCCESS (LLC)



Name: _____

1. Read the sentence:

Kirk is cold.

2. Write the sentence:

3. Build the sentence:

4. Color the picture:



TEACH4SUCCESS (LLC)






cold.

Kirk


is

Name: _____

Read the number. Cut and paste the matching tallies 6-10:



TEACH4SUCCESS (LLC)



Thank you for purchasing my product please make sure to check out my other products, do not forget to follow and comment! Have a wonderful day! Please make sure you use this product for educational purpose not for personal sales.

I hope that you enjoy this product and find it helpful! If you have any questions regarding this product, please contact me. * If you're interested in sharing this resource with other teachers, please purchase the appropriate number of licenses. DeeAnne Ivy teac4success@gmail.com

FOLLOW ME.....



FONTS BY:

<https://www.teacherspayteachers.com/Product/Hello-FontsPersonal-Non-Commercial-Use-301730>

<https://www.teacherspayteachers.com/Store/Krista-Wallden>

<https://www.teacherspayteachers.com/Product/Free-Font-VacationDoodle-FontCreative-Clips-Fonts-641953>

<https://www.teacherspayteachers.com/Store/Kaitlynn-Albani>

<https://www.teacherspayteachers.com/Product/KA-Fonts-Font-Bundle-9-3555690>

<https://www.teacherspayteachers.com/Store/Graphics-From-The-Pond>

<https://www.teacherspayteachers.com/Store/Redpepper>

ILLUSTRATION BY:

<https://www.teacherspayteachers.com/Store/Educlips>

<https://www.teacherspayteachers.com/Store/Krista-Wallden>