

6 WEEKS OF REVIEW

Kindergarten Packet

Week 1 Day 1

- ☐ Practice Perfect Penmanship (A-C)
- ☐ Beginning Sounds
- ☐ Perfect Patterns
- ☐ Roll, Add and Color

Week 2 Day 1

- ☐ Practicing Perfect Penmanship (G-I)
- ☐ Popsicle Rhymes
- ☐ Equal or Unequal?
- ☐ Bubble Gum Addition

Week 3 Day 1

- ☐ Practice Perfect Penmanship (M-O)
- ☐ Roll, Read and Color a Word Family Word
- ☐ Sweet Sight Words
- ☐ Ten Frames

Week 1 Day 2

- ☐ I Can Read Words
- ☐ CVC Scramble
- ☐ Summer Addition Up to 10

Week 2 Day 2

- ☐ Box Up CVC Words
- ☐ Spin and Color Word Families
- ☐ Shovel Number Match

Week 3 Day 2

- ☐ Real and Nonsense Words
- ☐ Sunny Syllables
- ☐ Roll, Add and Color

Week 1 Day 3

- ☐ Practice Perfect Penmanship (D-F)
- ☐ Spin and Color Word Families
- ☐ Dive Into Vowels
- ☐ Summer Measurement

Week 2 Day 3

- ☐ Sweet Sight Words
- ☐ CVC Word Family Word Searches
- ☐ Draw a Crab
- ☐ Time by the Hour

Week 3 Day 3

- ☐ Buckets of Sight Words (Patterns)
- ☐ Long and Short Vowel Lemonade
- ☐ Coins in the Bank
- ☐ Tally Up Your Shells

Week 1 Day 4

- ☐ Bucket of Rhymes
- ☐ Sweet Sight Words
- ☐ Skip Counting Cones by 10's

Week 2 Day 4

- ☐ Practice Perfect Penmanship (J-L)
- ☐ Sight Word Scramble
- ☐ Buckets of Base Ten Blocks

Week 3 Day 4

- ☐ Practice Perfect Penmanship
- ☐ Sunny Silent e Words
- ☐ Buggy Addition

Week 1 Day 5

- ☐ Beginning and Ending Sounds
- ☐ Making New CVC Words
- ☐ Let's Make 10

Week 2 Day 5

- ☐ Real or Silly Words
- ☐ Spin and Color Word Families
- ☐ Sunny Summer Subtraction

Week 3 Day 5

- ☐ Roll, Read and Color a Word Family Word
- ☐ Sight Word Scramble
- ☐ Bubble Gum Subtraction

6 WEEKS OF REVIEW

Kindergarten Packet

Week 4 Day 1

- ☐ Practice Perfect Penmanship (S-U)
- ☐ Sight Word Scramble
- ☐ Silent e Words
- ☐ Coins in the Bank

Week 5 Day 1

- ☐ Practice Perfect Penmanship (Y-Z)
- ☐ Spin and Color Word Families
- ☐ Sentence Building
- ☐ Time to Swim

Week 6 Day 1

- ☐ Sentence Building
- ☐ Sunny Ten Frames Make a Match
- ☐ Number Words

Week 4 Day 2

- ☐ Beginning Blends
- ☐ Sight Word Scramble
- ☐ Show Me the Time

Week 5 Day 2

- ☐ Sweet Sight Words
- ☐ Colorful Gumballs
- ☐ Summer Time Addition

Week 6 Day 2

- ☐ Summer Reading is FUN!
- ☐ Spin a Number Word
- ☐ Roll a Math Problem

Week 4 Day 3

- ☐ Sweet Sight Words
- ☐ Sentence Building
- ☐ Crabby Ten-Frames (Up to 20)
- ☐ Swim to Addition

Week 5 Day 3

- ☐ Roll a Word Family
- ☐ Summer Addition Word Problems
- ☐ Roll, Add and Color

Week 6 Day 3

- ☐ Read and Draw
- ☐ Bucket Bonds
- ☐ Addition and Subtraction

Week 4 Day 4

- ☐ Practice Perfect Penmanship (V-X)
- ☐ Beginning Digraphs
- ☐ Roll, Add and Solve

Week 5 Day 4

- ☐ Read and Color
- ☐ Colorful Crayons
- ☐ Sunny Numbers (1-30)

Week 6 Day 4

- ☐ Sentence Building
- ☐ Roll, Read and Color a Math Problem
- ☐ Summer Subtraction Word Problems

Week 4 Day 5

- ☐ Splashes of Color
- ☐ Summer Time Subtraction
- ☐ Summer Shopping

Week 5 Day 5

- ☐ Sweet Sight Words
- ☐ Missing Numbers in the Teens
- ☐ Skip Counting Popsicles

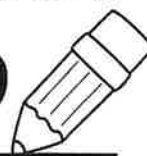
Week 6 Day 5

- ☐ Spin and Color Word Families
- ☐ Sight Word Scramble
- ☐ Roll a Math Problem

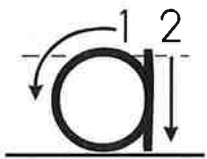
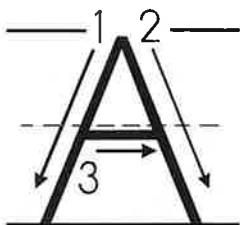

Name _____

Practice Perfect Penmanship

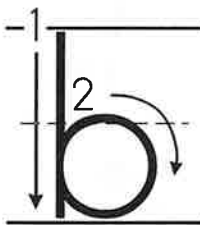
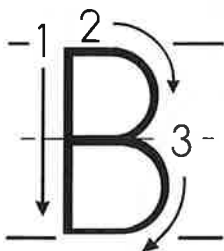

Directions: Practice writing upper and lowercase letters. Color the pictures.



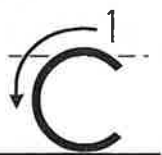
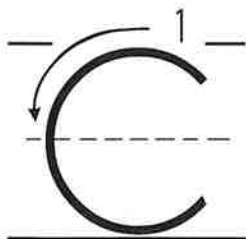

astronaut



bear




cat



Name: _____

Beginning Sounds



Directions: Circle the *beginning* sound for each picture. Color the pictures.




m b t




h f p




k m l



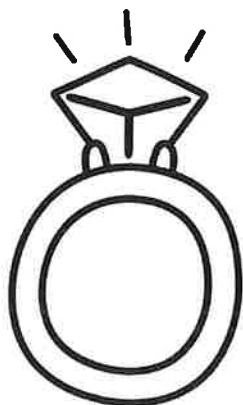
w s g




b n r



q h t



f r p



o n c



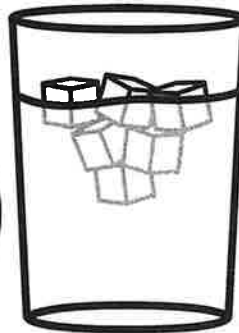
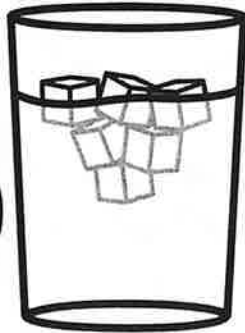








j z o


Name: _____

Perfect Patterns

Directions: Cut and paste to complete the pattern in each row.





Week 1: Day 1



Name: _____

Roll, Add and Color

Directions: Roll 2 dice, add them up and color the picture!




Name: _____

I Can Read Words



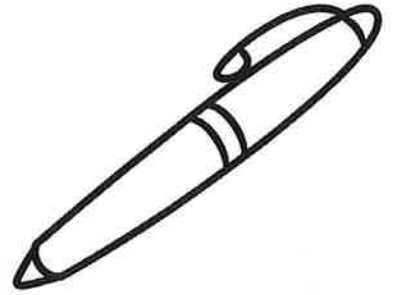
Directions: Say the name for each picture.
Circle the word that matches the picture. Color the pictures.



pin pig



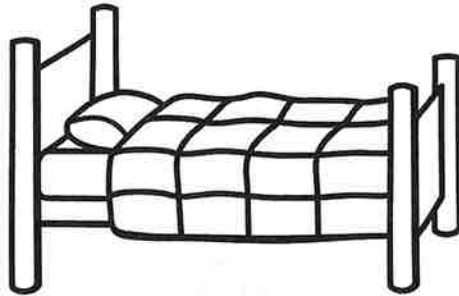
map mop




pen pet




wag wet



bet bed



hit hip



hut hen



hut hug



fog fox

Name _____

CVC Scramble

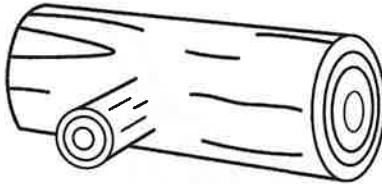
SHORT VOWELS



Directions: Look at the picture in each box. Unscramble the letters to make a word that matches the picture. Write the word on the line.



mja



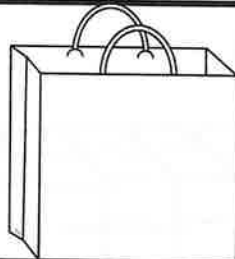
lgo




itk



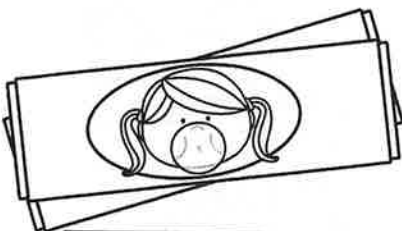
twe




gab



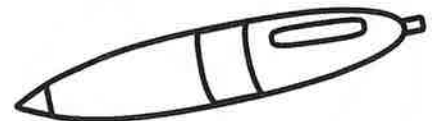
tpo



umg




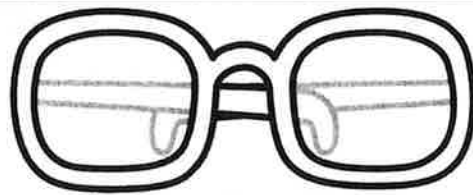
wgi



epn

Name: _____









Directions: Cut out the suns and use them to help you solve the addition problems.



Sunny Summer Addition

Up to 10

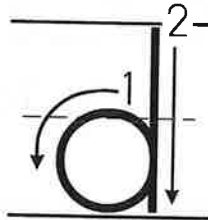
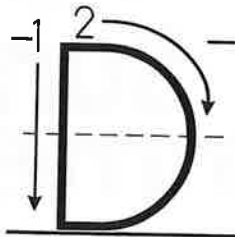

$\begin{array}{r} 7 \\ + 3 \\ \hline \end{array}$	$\begin{array}{r} 4 \\ + 2 \\ \hline \end{array}$	$\begin{array}{r} 9 \\ + 1 \\ \hline \end{array}$	$\begin{array}{r} 5 \\ + 5 \\ \hline \end{array}$
$\begin{array}{r} 3 \\ + 5 \\ \hline \end{array}$	$\begin{array}{r} 8 \\ + 2 \\ \hline \end{array}$	$\begin{array}{r} 5 \\ + 4 \\ \hline \end{array}$	$\begin{array}{r} 4 \\ + 4 \\ \hline \end{array}$
$\begin{array}{r} 6 \\ + 2 \\ \hline \end{array}$	$\begin{array}{r} 2 \\ + 7 \\ \hline \end{array}$	$\begin{array}{r} 6 \\ + 2 \\ \hline \end{array}$	$\begin{array}{r} 3 \\ + 4 \\ \hline \end{array}$

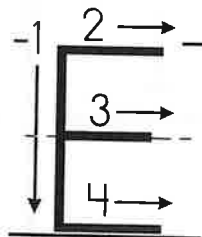



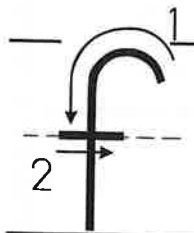
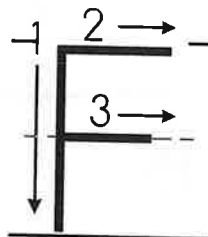

Name _____

Practice Perfect Penmanship

Directions: Practice writing upper and lowercase letters. Color the pictures.








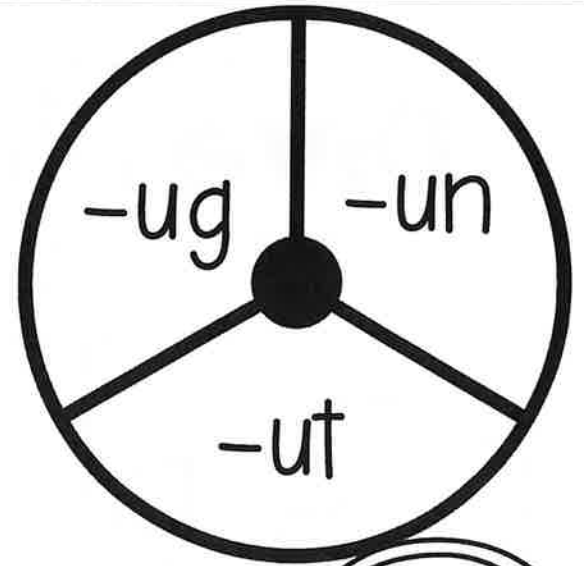


Name: _____

Spin and Color Word Families

(Short u Words)




Directions: Spin the spinner and color a bucket with the matching word family.



Name: _____

Dive into Vowels

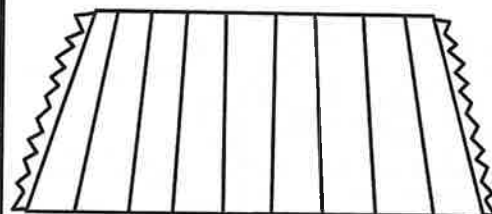
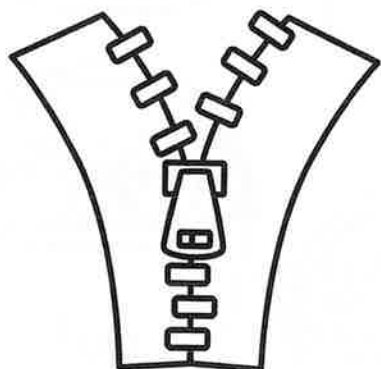
Directions: Circle the middle vowel in each word.
Color the pictures.



a e i o u

a e i o u



a e i o u



a e i o u

a e i o u

a e i o u

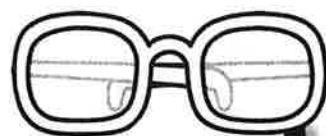


a e i o u

a e i o u

a e i o u

Name _____




Summer Measurement

Directions: Cut out the ruler at the bottom of the page.

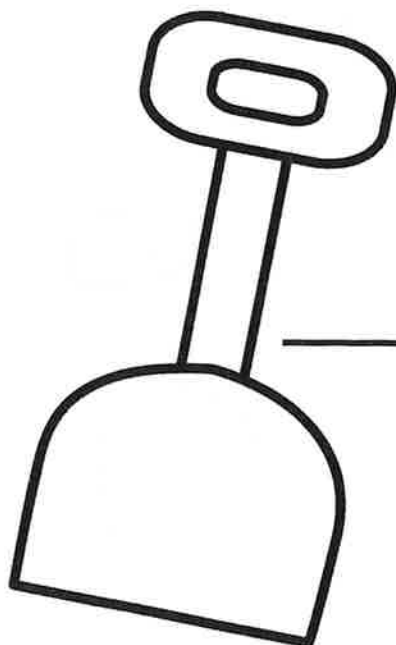
Measure the height of each summer item to the nearest pair of sunglasses and write the answer.



_____ sunglasses




_____ sunglasses




_____ sunglasses



_____ sunglasses

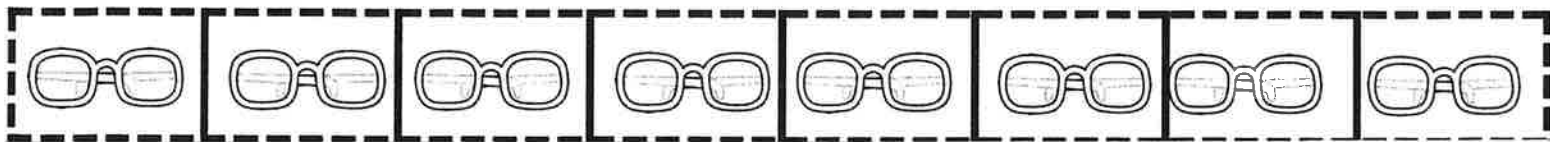


_____ sunglasses



_____ sunglasses



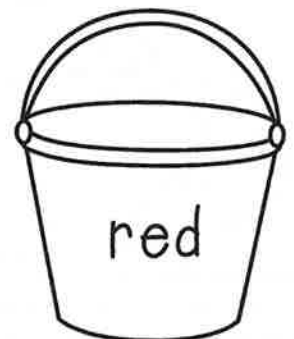

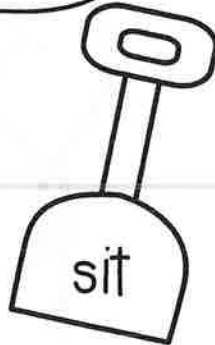




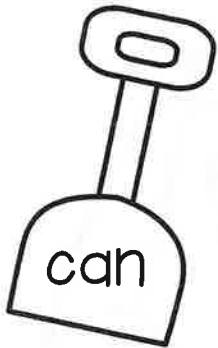



Week 1: Day 3



Name: _____

Bucket of Rhymes

Directions: Read the word on each bucket. Find the shovel with the same word family. Color the the bucket and shovel the same color. Use a different color for each pair of words.









Name: _____



Sweet Sight Words




Directions: Roll a die, read the sight word in the column and trace the word. Continue playing until all sight words have been traced.

a	and	away	big	blue	come
a	and	away	big	blue	come
a	and	away	big	blue	come
a	and	away	big	blue	come
a	and	away	big	blue	come
a	and	away	big	blue	come
					


Name: _____



Skip Counting Cones by 10's



Directions: Skip count by 10's and cut and paste the missing numbers on each ice cream cone from 10 to 100. Color the ice cream cones to make a pattern.



Week 1: Day 4

© Annie Moffatt @ The Moffatt Girls 2014

30	50	100	20	60
70	10	90	40	80


Name: _____

Beginning and Ending Sounds

Directions: Look at each picture and say the name for each picture.

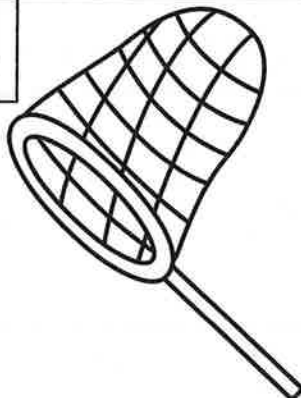
Write the beginning and ending sound in each word

1.




pan

2.



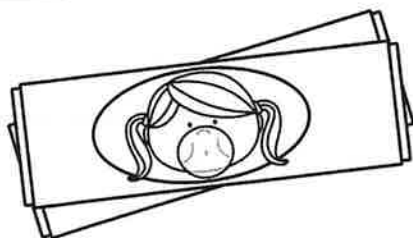
net

3.



balloon

4.



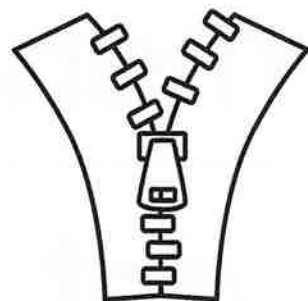
underwear

5.



cap

6.



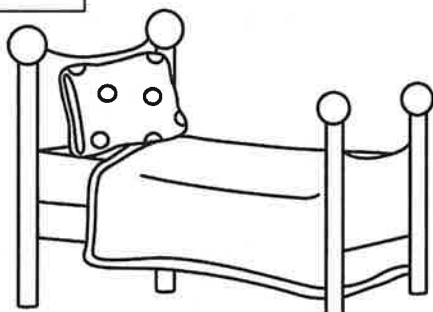
zipper

7.




chicken

8.



bed

9.




scissors

Name: _____

Making New Words

CVC Words

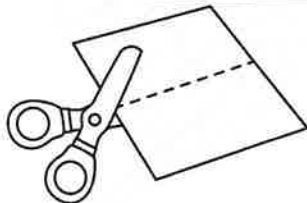


Word

Change it to...

Write the word

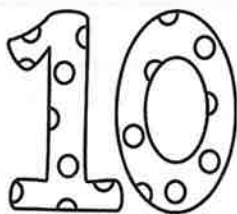
nut




sat



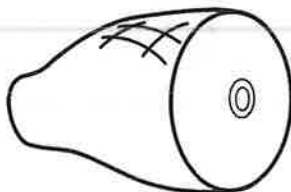
men




dot




jam



pup



vet




Name _____



Let's Make 10




Directions: Fill in the number of stars needed to make 10 on each ten frame.



3

+


10



2

+


10



9

+


10



5

+


10



8

+


10



1

+

10



6

+

10



4

+

10



7

+

10

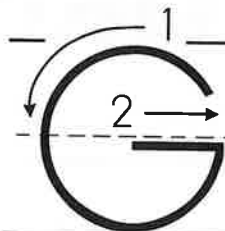
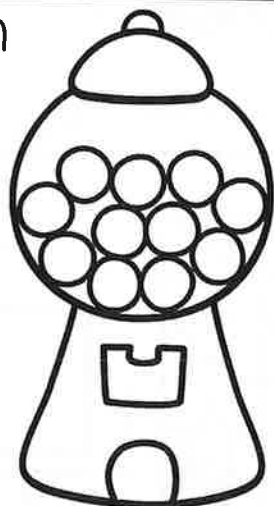
Name _____

Directions: Practice writing upper and lowercase letters. Color the pictures.

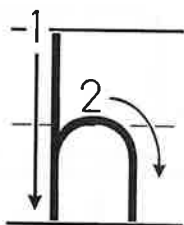
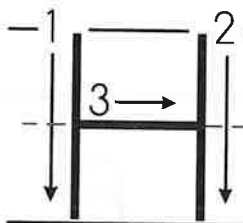

Practice Perfect Penmanship




gum



house



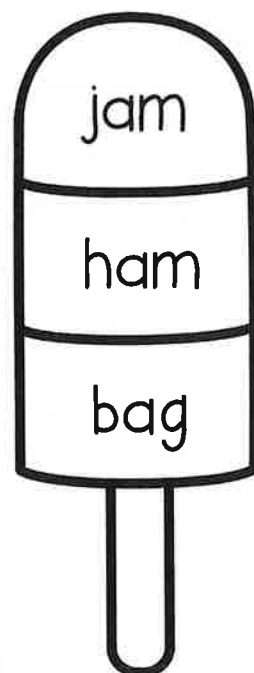
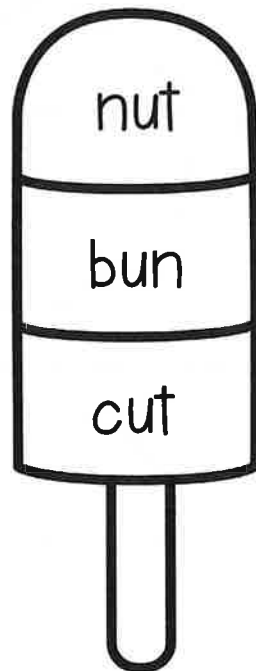

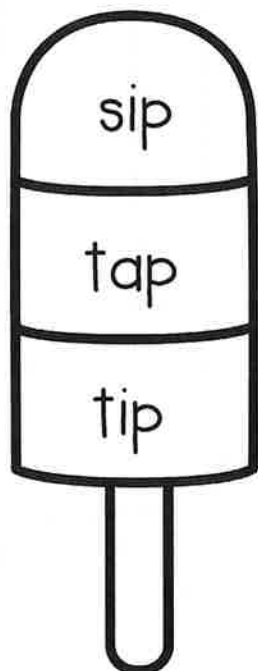
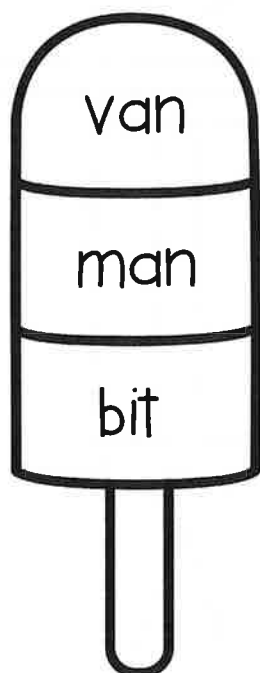
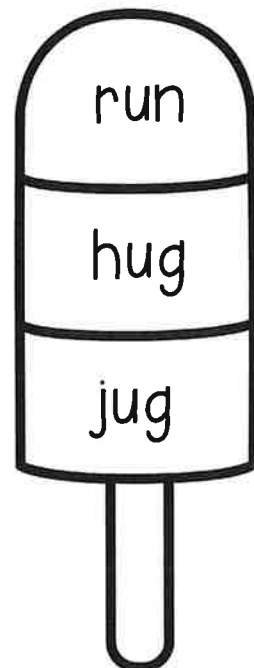
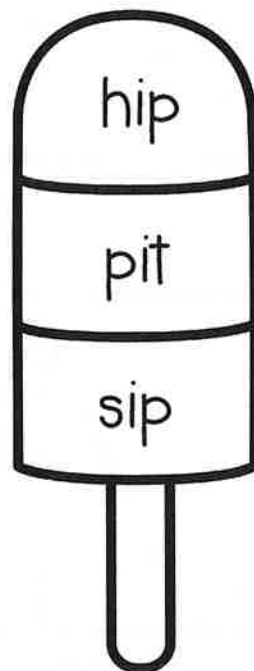
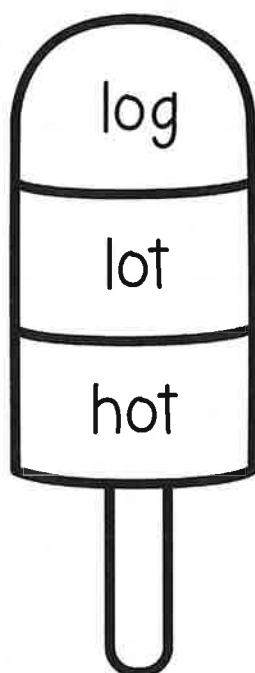
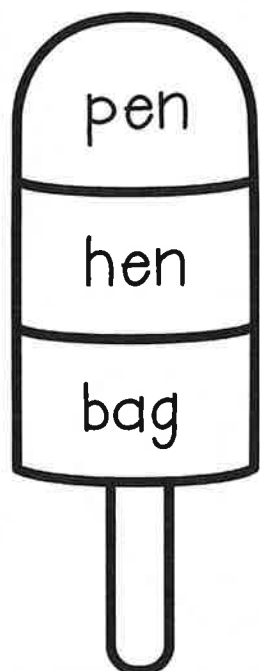
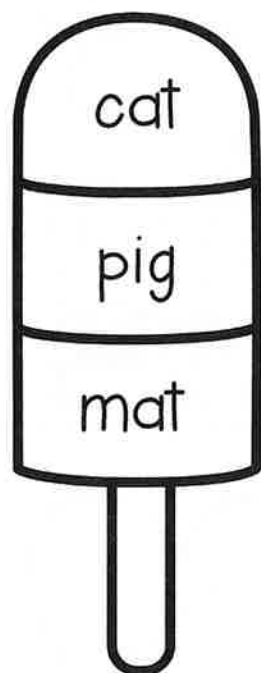

igloo



Name: _____

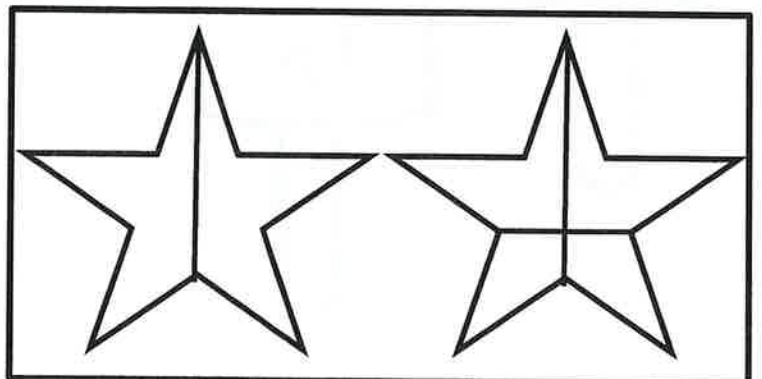
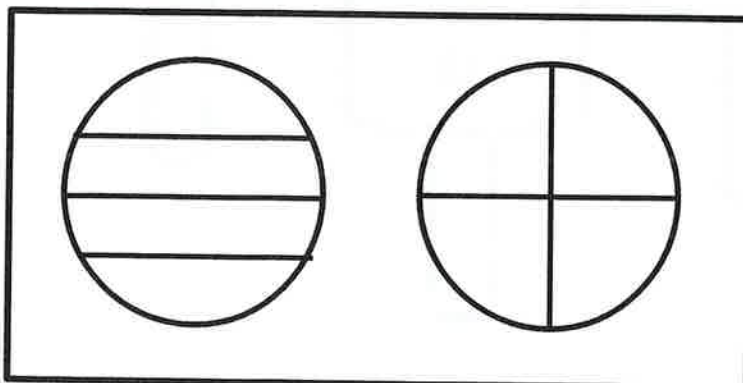
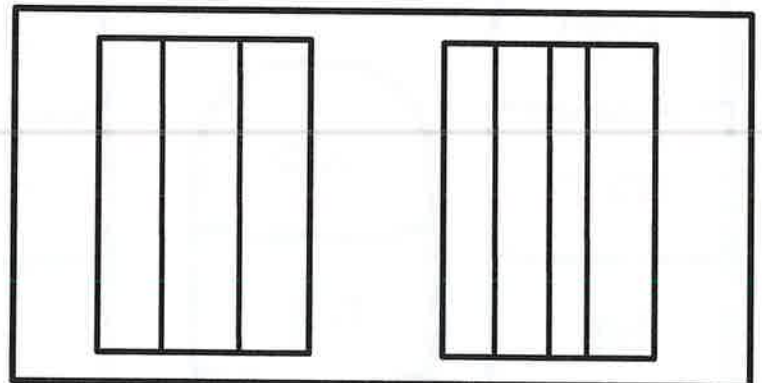
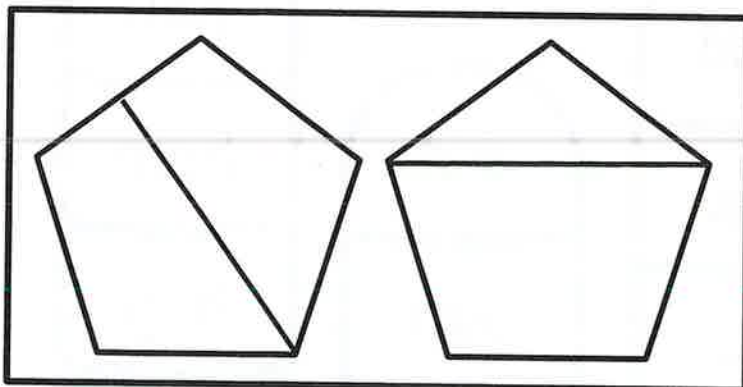

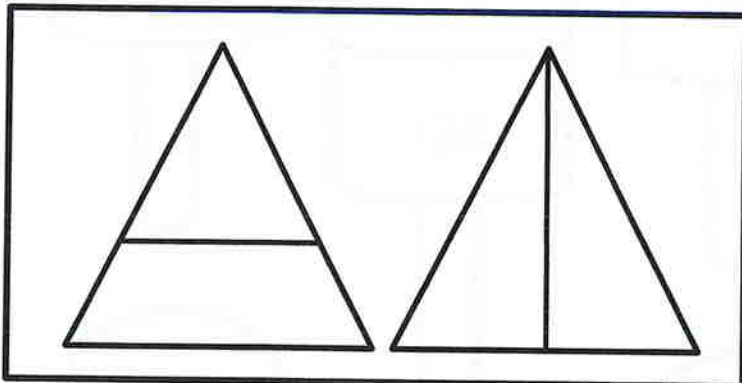

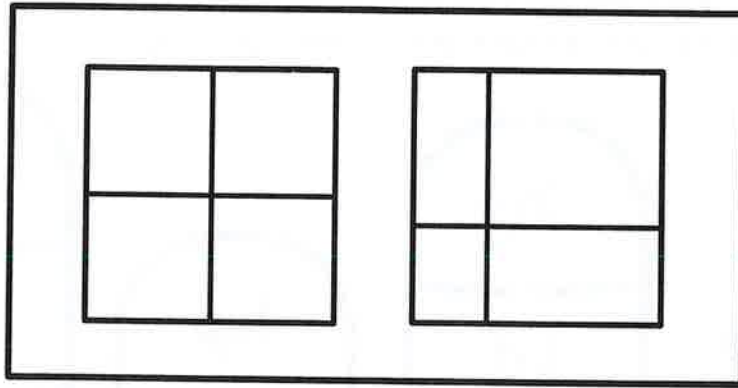
Popsicle Rhymes

Directions: Read the word on each popsicle.
Find and color the two words that rhyme on each popsicle.



Equal or Unequal?

Directions: Look at each set of shapes.
Color the shape that has **equal** parts.



Name: _____

Bubble Gum Addition

Directions: Add the numbers in each bubble.

Draw a line from the bubble to the correct bubble gum kid.


$$2+4$$


$$5+1$$


$$4+3$$




$$8+1$$


$$4+4$$


$$3+5$$


$$5+4$$

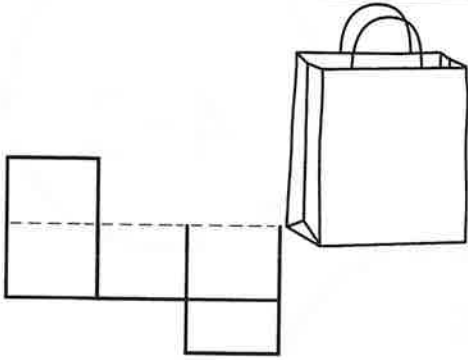

$$2+5$$




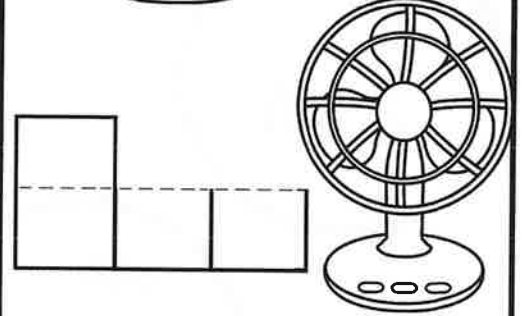
Name: _____

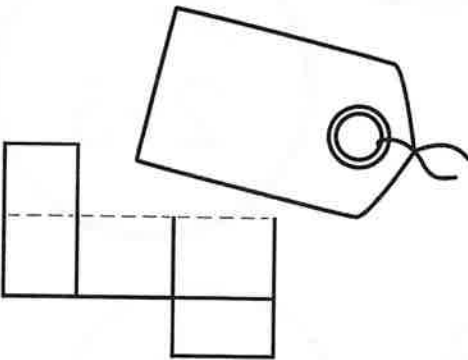
Box Up CVC WORDS

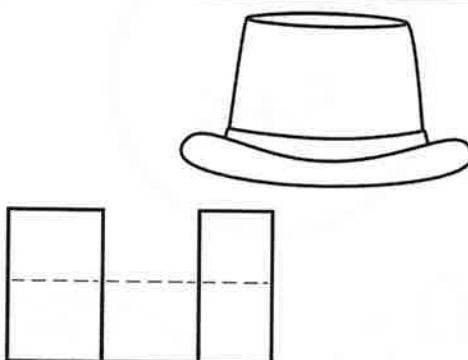
Directions: Say the name for each picture. Write the beginning, middle and ending sound for each word. Color the pictures.

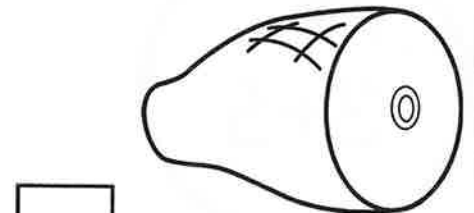





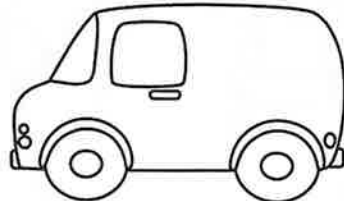















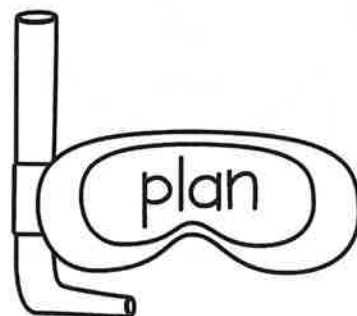

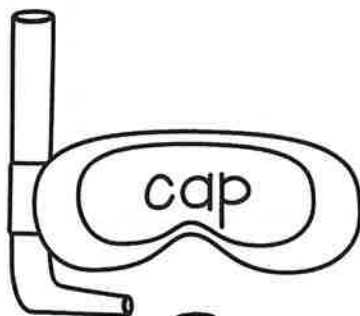
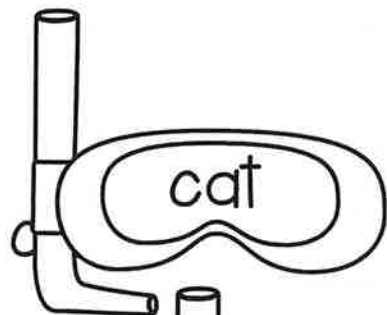
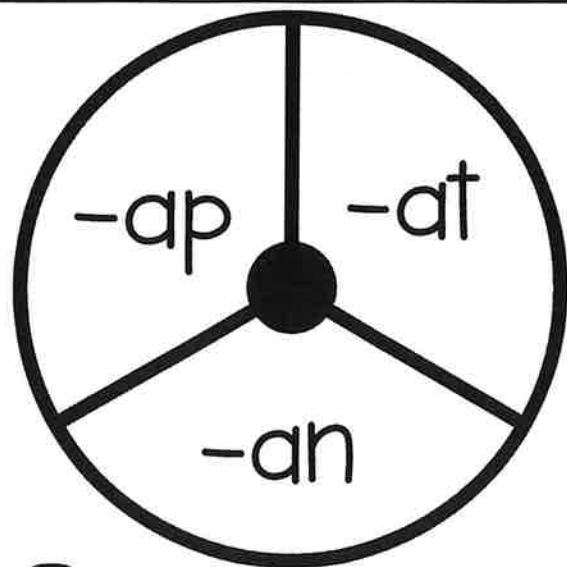


Name: _____

Spin and Color Word Families

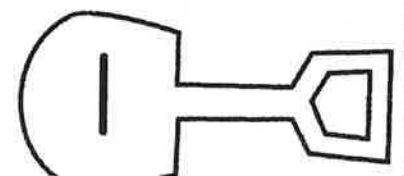
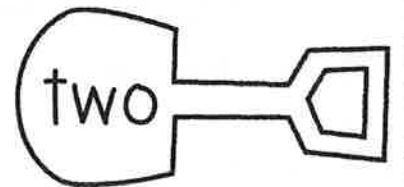
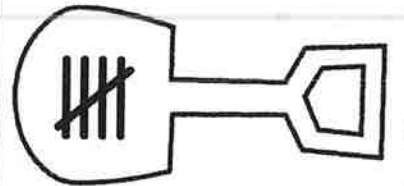
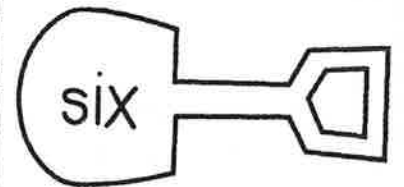
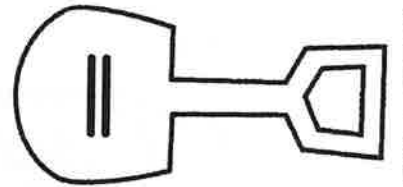
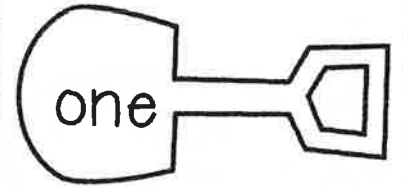
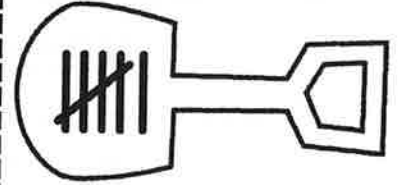
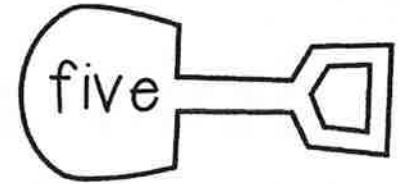




(Short a Words)

Directions: Spin the spinner and color a snorkel with the matching word family.



Name _____

Directions: Cut out shovels and match the tally marks and number words to the correct bucket.



Name: _____



Sweet Sight Words



Directions: Roll a die, read the sight word in the column and trace the word or color. Continue playing until all sight words have been traced.







down find for funny go help

down find for funny go help

down find for funny go help

down find for funny go help

down find for funny go help






Name _____

CVC Word Word Family

Word Searches

c	s	r	b
a	a	a	a
t	t	t	t
h	a	t	a





p	t	a	s
c	o	p	t
h	o	p	o
v	m	o	p

r	c	a	n
a	a	p	f
n	p	a	a
m	a	n	n




Name: _____

Directions: Finish drawing the picture. Write a sentence about your picture.




Name: _____


Time by the Hour




Directions: Write the time for each clock.



:00



:00




:00




:00



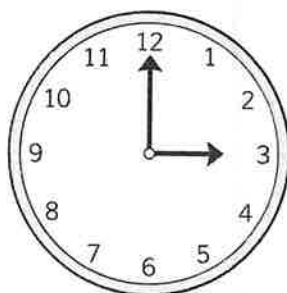
:00




:00



:00



:00



:00

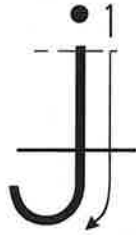



:00

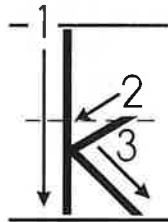
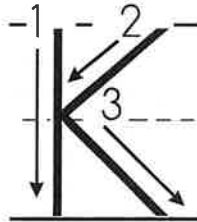

Name _____

Practice Perfect Penmanship

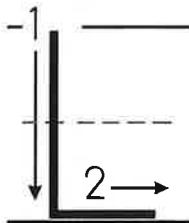

Directions: Practice writing upper and lowercase letters. Color the pictures.



Handwriting practice lines for uppercase J and lowercase j. Each letter has three lines: a solid top line, a dashed middle line, and a solid bottom line.



Handwriting practice lines for uppercase K and lowercase k. Each letter has three lines: a solid top line, a dashed middle line, and a solid bottom line.



Handwriting practice lines for uppercase L and lowercase l. Each letter has three lines: a solid top line, a dashed middle line, and a solid bottom line.

Name _____

Sight Word Scramble



all at black
am ate brown
are be but

Directions: Unscramble the words on each bucket. Write the word on the line. Use the word bank to help you.



utb



eta



lal



rea



ckalb



ta



rbwno



ma



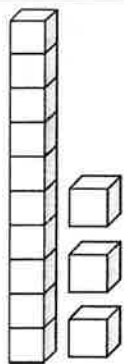
eb

Name: _____

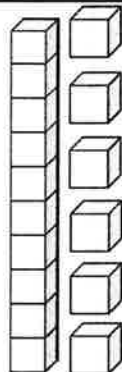
Buckets of Base Ten Blocks



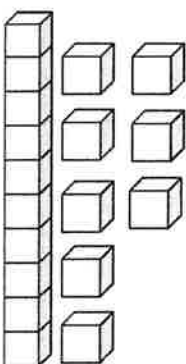
Directions: Count how many base ten blocks are in each group and record your answers. Cut and paste the correct bucket to match the answer.



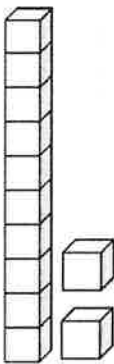

____ tens ____ ones
____ in all



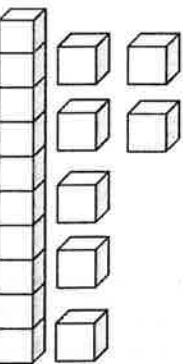
____ tens ____ ones
____ in all



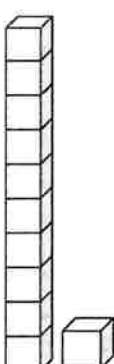
____ tens ____ ones
____ in all



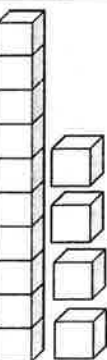

____ tens ____ ones
____ in all



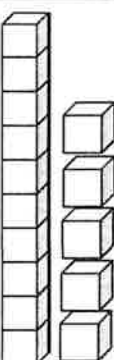

____ tens ____ ones
____ in all



____ tens ____ ones
____ in all



____ tens ____ ones
____ in all





____ tens ____ ones
____ in all



Name: _____



Real or Silly Words

Directions: Say the name on each bucket. Sort real words and silly words into the correct column.



Week 2: Day 5

© Annie Moffatt © The Moffatt Girls 2013

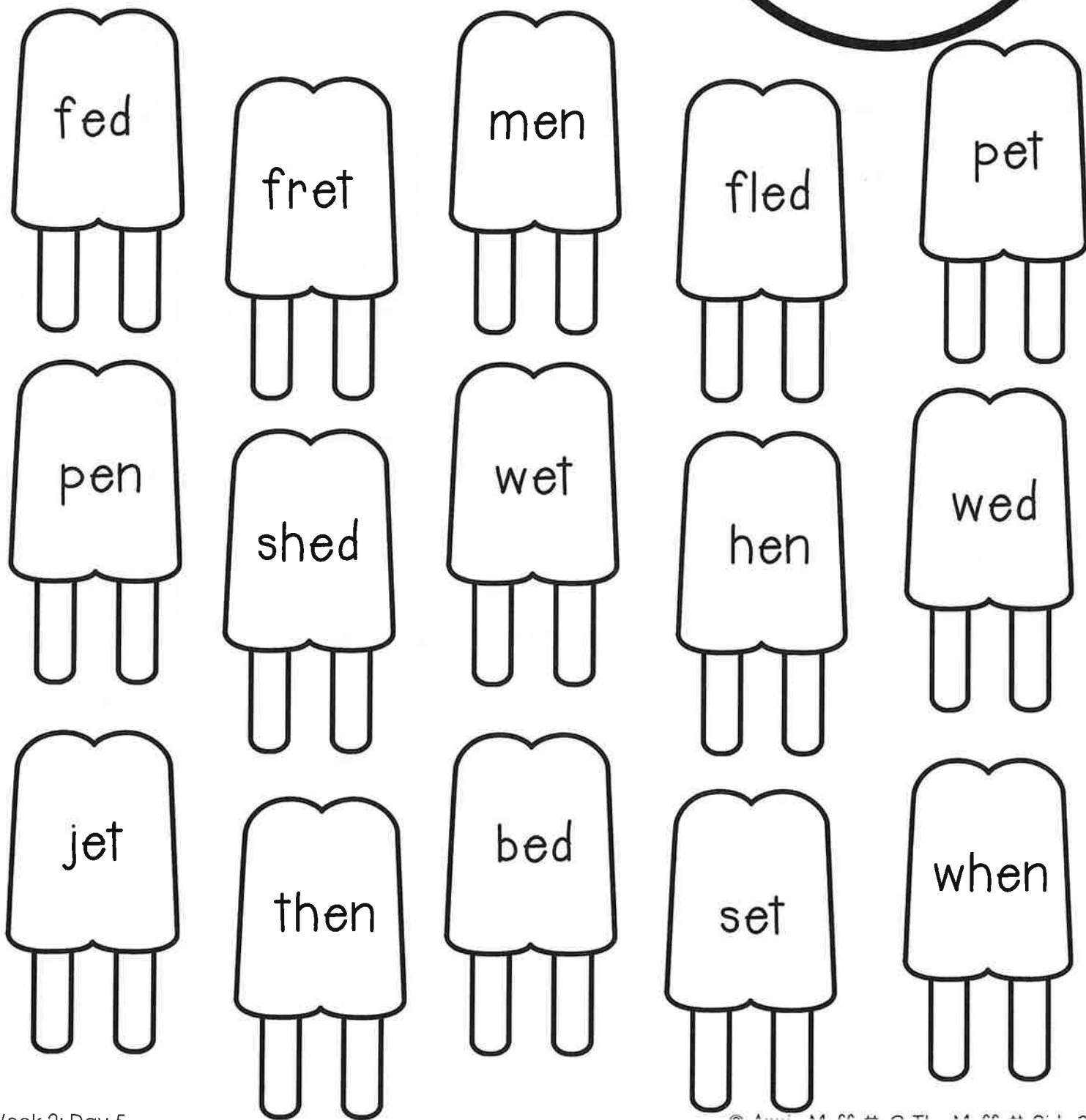
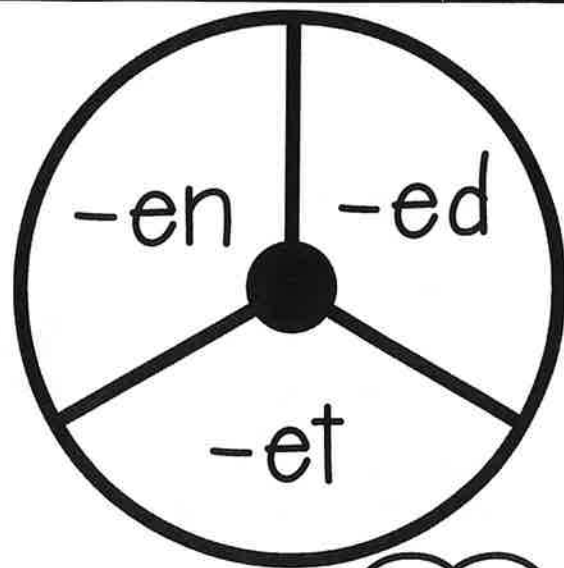


Name: _____

Spin and Color Word Families


(Short e Words)

Directions: Spin the spinner and color a popsicle with the matching word family.



Name: _____

Directions: Cut out the frog floats and use them to help you solve the subtraction problems.







Sunny Summer

Subtraction

Up to 10

$\begin{array}{r} 6 \\ - 2 \\ \hline \end{array}$	$\begin{array}{r} 5 \\ - 3 \\ \hline \end{array}$	$\begin{array}{r} 7 \\ - 4 \\ \hline \end{array}$	$\begin{array}{r} 9 \\ - 5 \\ \hline \end{array}$
$\begin{array}{r} 10 \\ - 6 \\ \hline \end{array}$	$\begin{array}{r} 8 \\ - 5 \\ \hline \end{array}$	$\begin{array}{r} 6 \\ - 0 \\ \hline \end{array}$	$\begin{array}{r} 7 \\ - 2 \\ \hline \end{array}$
$\begin{array}{r} 4 \\ - 1 \\ \hline \end{array}$	$\begin{array}{r} 6 \\ - 4 \\ \hline \end{array}$	$\begin{array}{r} 7 \\ - 5 \\ \hline \end{array}$	$\begin{array}{r} 9 \\ - 3 \\ \hline \end{array}$



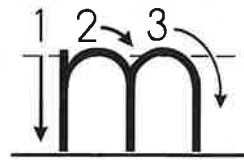
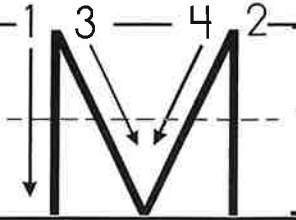
Name _____

Practice Perfect Penmanship

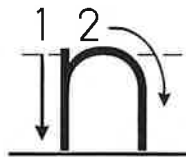
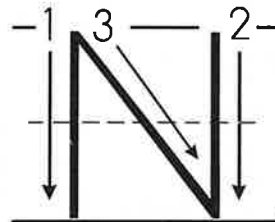


Directions: Practice writing upper and lowercase letters. Color the pictures.

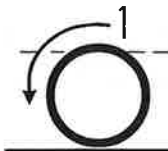
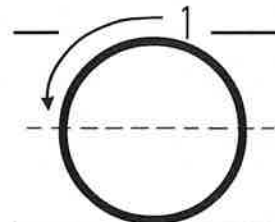

moon



nest

































octopus



Name: _____

Roll, Read and Color a Word Family Word! (CVC Words)

Directions: Roll the die, read a word in the column and color the word.
Continue playing until all CVC words have been read.

	 cat	 hat	 bat	 sat
	 bug	 jug	 hug	 mug
	 bit	 sit	 lit	 kit
	 pin	 bin	 tin	 fin
	 pan	 ran	 fan	 man
	 cap	 tap	 map	 gap







Name: _____



Sweet Sight Words




Directions: Roll a die, read the sight word in the column and trace the word or color. Continue playing until all sight words have been traced.

here	I	in	is	it	jump
here	I	in	is	it	jump
here	I	in	is	it	jump
here	I	in	is	it	jump
here	I	in	is	it	jump
					

Name _____

Ten Frames



Directions: Count the number on each ten frame set. Cut and paste the matching number next to the ten frame.

<table border="1"><tbody><tr><td>●</td><td>●</td><td>●</td><td>●</td><td>●</td></tr><tr><td>●</td><td>●</td><td>●</td><td>●</td><td>●</td></tr><tr><td>●</td><td>●</td><td>●</td><td>●</td><td>●</td></tr><tr><td>●</td><td>●</td><td></td><td></td><td></td></tr></tbody></table> <div>Paste Here</div>	●	●	●	●	●	●	●	●	●	●	●	●	●	●	●	●	●				<table border="1"><tbody><tr><td>●</td><td>●</td><td>●</td><td>●</td><td>●</td></tr><tr><td>●</td><td>●</td><td>●</td><td>●</td><td>●</td></tr><tr><td>●</td><td>●</td><td>●</td><td>●</td><td></td></tr><tr><td></td><td></td><td></td><td></td><td></td></tr></tbody></table> <div>Paste Here</div>	●	●	●	●	●	●	●	●	●	●	●	●	●	●						
●	●	●	●	●																																					
●	●	●	●	●																																					
●	●	●	●	●																																					
●	●																																								
●	●	●	●	●																																					
●	●	●	●	●																																					
●	●	●	●																																						
<table border="1"><tbody><tr><td>●</td><td>●</td><td>●</td><td>●</td><td>●</td></tr><tr><td>●</td><td>●</td><td>●</td><td>●</td><td>●</td></tr><tr><td>●</td><td>●</td><td></td><td></td><td></td></tr><tr><td></td><td></td><td></td><td></td><td></td></tr></tbody></table> <div>Paste Here</div>	●	●	●	●	●	●	●	●	●	●	●	●									<table border="1"><tbody><tr><td>●</td><td>●</td><td>●</td><td>●</td><td>●</td></tr><tr><td>●</td><td>●</td><td>●</td><td>●</td><td>●</td></tr><tr><td>●</td><td>●</td><td>●</td><td>●</td><td>●</td></tr><tr><td>●</td><td>●</td><td>●</td><td>●</td><td></td></tr></tbody></table> <div>Paste Here</div>	●	●	●	●	●	●	●	●	●	●	●	●	●	●	●	●	●	●	●	
●	●	●	●	●																																					
●	●	●	●	●																																					
●	●																																								
●	●	●	●	●																																					
●	●	●	●	●																																					
●	●	●	●	●																																					
●	●	●	●																																						
<table border="1"><tbody><tr><td>●</td><td>●</td><td>●</td><td>●</td><td>●</td></tr><tr><td>●</td><td>●</td><td>●</td><td>●</td><td>●</td></tr><tr><td>●</td><td>●</td><td>●</td><td>●</td><td>●</td></tr><tr><td>●</td><td>●</td><td>●</td><td>●</td><td>●</td></tr></tbody></table> <div>Paste Here</div>	●	●	●	●	●	●	●	●	●	●	●	●	●	●	●	●	●	●	●	●	<table border="1"><tbody><tr><td>●</td><td>●</td><td>●</td><td>●</td><td>●</td></tr><tr><td>●</td><td>●</td><td>●</td><td>●</td><td>●</td></tr><tr><td>●</td><td>●</td><td>●</td><td>●</td><td>●</td></tr><tr><td>●</td><td></td><td></td><td></td><td></td></tr></tbody></table> <div>Paste Here</div>	●	●	●	●	●	●	●	●	●	●	●	●	●	●	●	●				
●	●	●	●	●																																					
●	●	●	●	●																																					
●	●	●	●	●																																					
●	●	●	●	●																																					
●	●	●	●	●																																					
●	●	●	●	●																																					
●	●	●	●	●																																					
●																																									
<table border="1"><tbody><tr><td>●</td><td>●</td><td>●</td><td>●</td><td>●</td></tr><tr><td>●</td><td>●</td><td>●</td><td>●</td><td>●</td></tr><tr><td>●</td><td></td><td></td><td></td><td></td></tr><tr><td></td><td></td><td></td><td></td><td></td></tr></tbody></table> <div>Paste Here</div>	●	●	●	●	●	●	●	●	●	●	●										<table border="1"><tbody><tr><td>●</td><td>●</td><td>●</td><td>●</td><td>●</td></tr><tr><td>●</td><td>●</td><td>●</td><td>●</td><td>●</td></tr><tr><td>●</td><td>●</td><td>●</td><td></td><td></td></tr><tr><td></td><td></td><td></td><td></td><td></td></tr></tbody></table> <div>Paste Here</div>	●	●	●	●	●	●	●	●	●	●	●	●	●							
●	●	●	●	●																																					
●	●	●	●	●																																					
●																																									
●	●	●	●	●																																					
●	●	●	●	●																																					
●	●	●																																							
<table border="1"><tbody><tr><td>●</td><td>●</td><td>●</td><td>●</td><td>●</td></tr><tr><td>●</td><td>●</td><td>●</td><td>●</td><td>●</td></tr><tr><td>●</td><td>●</td><td>●</td><td>●</td><td>●</td></tr><tr><td></td><td></td><td></td><td></td><td></td></tr></tbody></table> <div>Paste Here</div>	●	●	●	●	●	●	●	●	●	●	●	●	●	●	●						<table border="1"><tbody><tr><td>●</td><td>●</td><td>●</td><td>●</td><td>●</td></tr><tr><td>●</td><td>●</td><td>●</td><td>●</td><td>●</td></tr><tr><td>●</td><td>●</td><td>●</td><td>●</td><td>●</td></tr><tr><td>●</td><td>●</td><td>●</td><td></td><td></td></tr></tbody></table> <div>Paste Here</div>	●	●	●	●	●	●	●	●	●	●	●	●	●	●	●	●	●	●		
●	●	●	●	●																																					
●	●	●	●	●																																					
●	●	●	●	●																																					
●	●	●	●	●																																					
●	●	●	●	●																																					
●	●	●	●	●																																					
●	●	●																																							

11

12

13

14

15

16

17

18

19


20

Name _____


Real *and* Nonsense Words!

Directions: Cut out the words, read and sort them onto the correct popsicle.

**Real
Words**



**Nonsense
Words**



nug

bat

nap

bap

rab

jug

lig

pen

hug


pim

hot

yag


win

dat



Name: _____

Sunny Syllables



Directions: Look at each picture. Count the syllables and paste them in the correct column.



1 Syllable



2 Syllables



3 Syllables

Week 3: Day 2

© Annie Moffatt @ The Moffatt Girls 2014



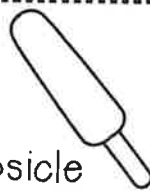
sun




sunglasses



flippers



popsicle



shovel



lemonade



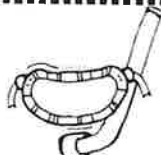
bucket




umbrella



shell



snorkel



fish



kite

Name: _____

Roll, Add and Color

Directions: Roll 2 dice, add them up and color the picture!



Name: _____

Directions: Read the sight words in each row. Finish the pattern by cutting and pasting the correct sight words for each group.



Buckets of Sight Words

 look	 you	 look	 you		
 play	 blue	 play			
 jump	 jump	 can	 can		
 one	 two	 three			

Week 3: Day 3

Winnie Mottall @ The Mottall Girls 2013


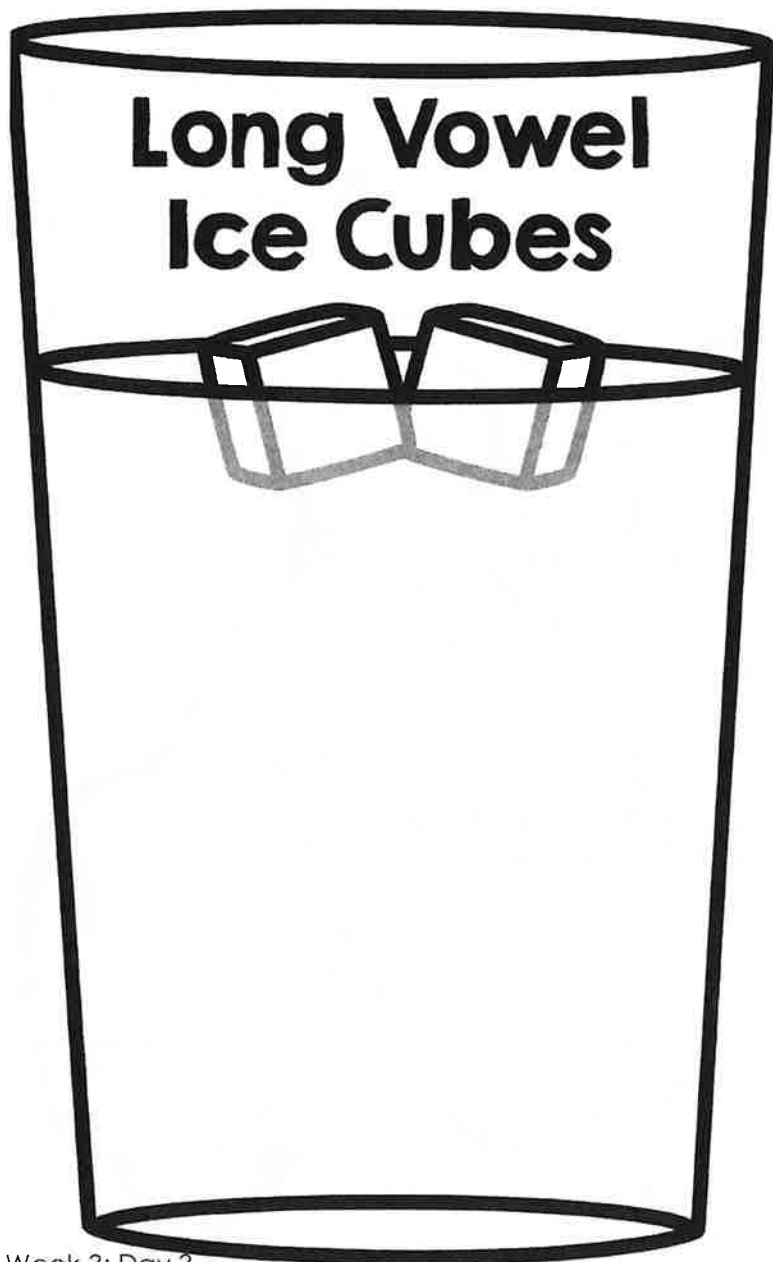
 jump	 three	 you	 play	 blue	
 blue	 one	 two	 jump	 look	

Name: _____

Long and Short Vowel Lemonade

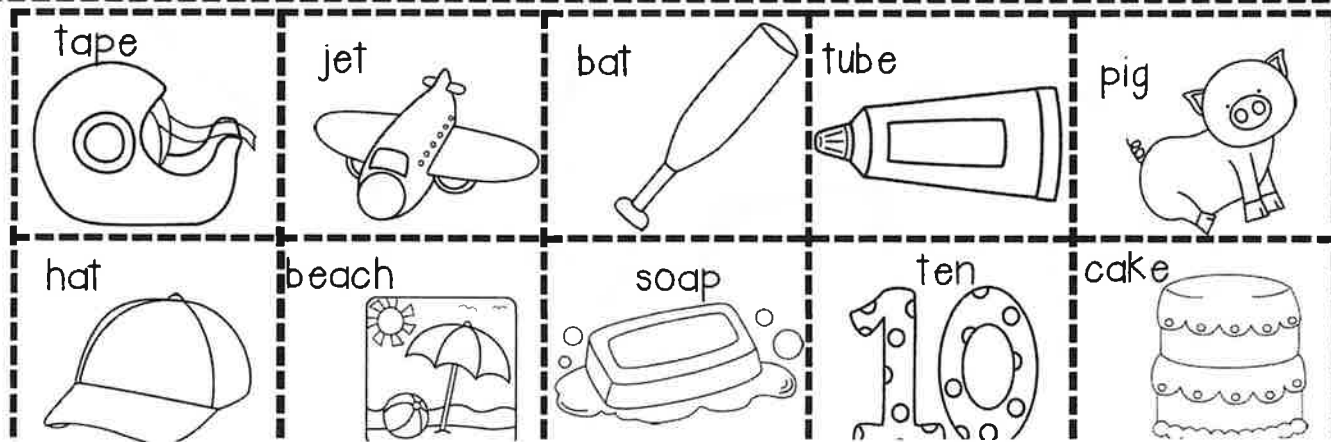
Directions: Look at the pictures at the bottom of the page.

Cut and paste the ice cubes onto the correct lemonade glass.



Week 3: Day 3

© Annie Moffatt @ The Moffatt Girls 201




Coins in the Bank

Directions: Use the color code to color the coins in the bank.

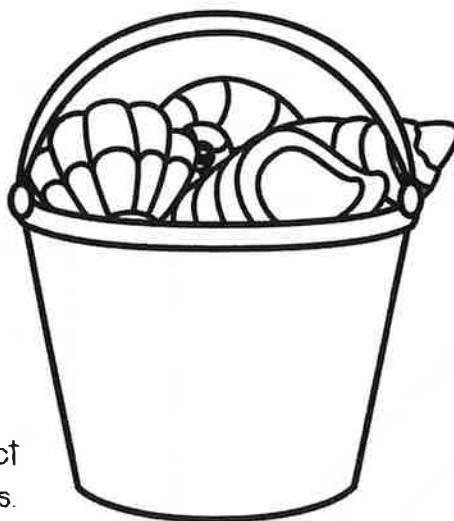
Color the  orange.

Color the  blue.



Name _____

Tally Up Your Shells!



Directions: Count the tally marks. Cut and paste the correct bucket of shells next to the correct number of tally marks.

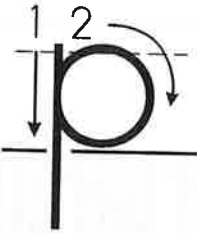

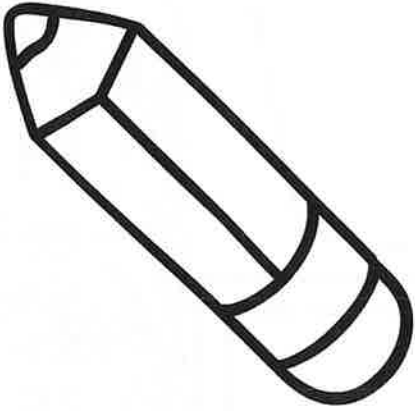


Name _____

Practice Perfect Penmanship

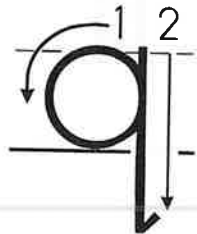
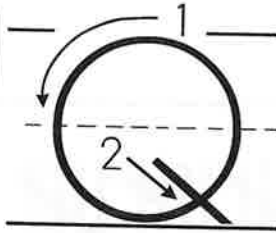

Directions: Practice writing upper and lowercase letters. Color the pictures.

pencil



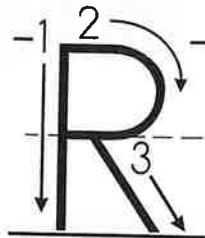

Handwriting practice lines for the letter 'P'. The first set of lines (top solid, middle dashed, bottom solid) is pre-filled with a large 'P'. Below it are two more sets of empty three-line grids for practice.

queen



Handwriting practice lines for the letter 'Q'. The first set of lines (top solid, middle dashed, bottom solid) is pre-filled with a large 'Q'. Below it are two more sets of empty three-line grids for practice.


rocket




Handwriting practice lines for the letter 'R'. The first set of lines (top solid, middle dashed, bottom solid) is pre-filled with a large 'R'. Below it are two more sets of empty three-line grids for practice.

Name _____

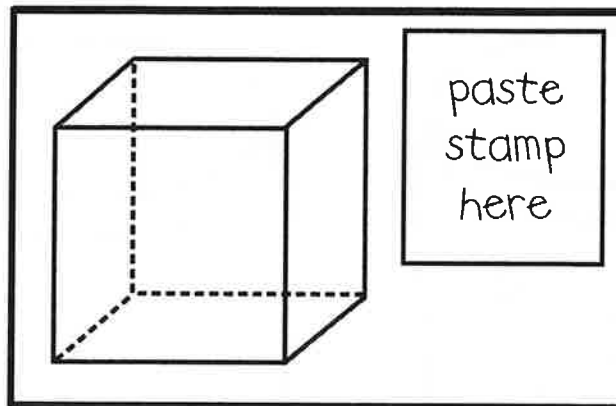
Sunny Silent e Words




Directions: Cut and paste the correct CVCe postage to help mail the letter. Color the picture.




paste
stamp
here




paste
stamp
here



paste
stamp
here



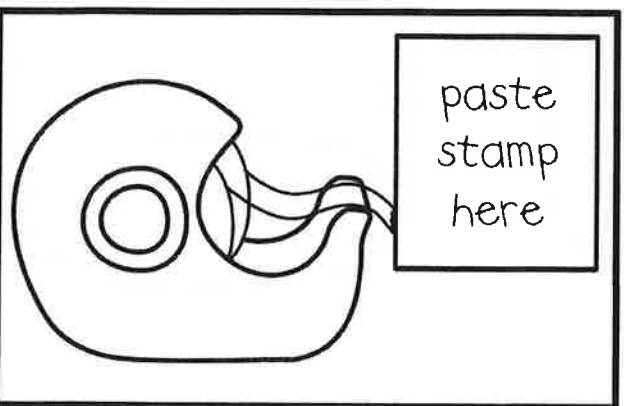
paste
stamp
here




paste
stamp
here



paste
stamp
here



paste
stamp
here



paste
stamp
here

maze

vote

tape

pipe

bite


tube

cube


cone

Name _____

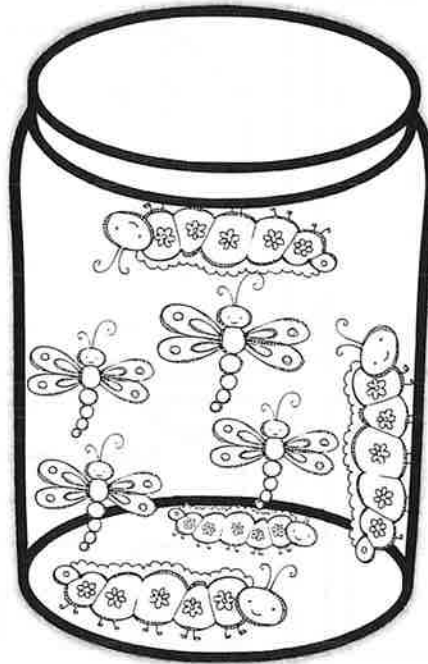
Buggy Addition




Directions: Count and color the bugs in each jar.
Write an addition sentence for each jar of bugs.



_____ + _____ = _____



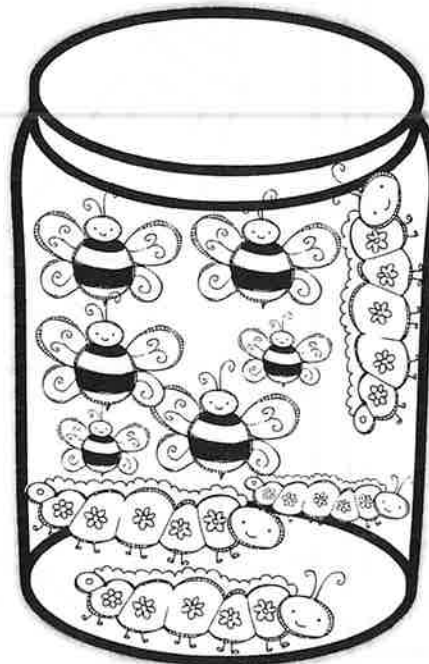
_____ + _____ = _____



_____ + _____ = _____



_____ + _____ = _____



_____ + _____ = _____

































_____ + _____ = _____

Name: _____


Roll, Read and Color a Word Family Word! (CVC Words)

Directions: Roll the die, read a word in the column and color the word.
Continue playing until all CVC words have been read.

	 mad	 sad	 bad	 had
	 men	 hen	 pen	 ten
	 sip	 tip	 rip	 zip
	 fog	 dog	 log	 hog
	 hop	 top	 cop	 pop
	 dot	 hot	 pot	 got


Name _____


Sight Word Scramble




came did do
eat four get
good have he


Directions: Unscramble the words on each bucket. Write the word on the line. Use the word bank to help you.





















Name: _____

Bubble Gum Subtraction

Directions: Subtract the numbers in each bubble.

Draw a line from the bubble to the correct bubble gum kid.

8-1

10-1

7-0


9-4

8-2

9-3

7-2

9-0



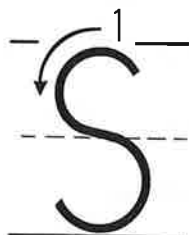

Name _____

Directions: Practice writing upper and lowercase letters. Color the pictures.

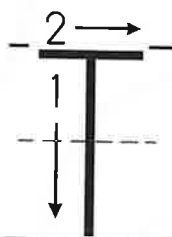

Practice Perfect Penmanship



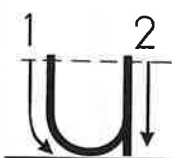
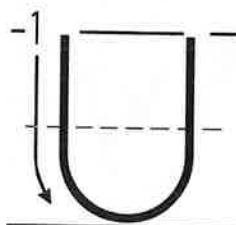
sun



turtle




umbrella

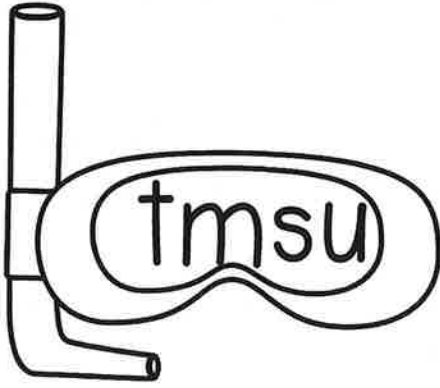


Name _____

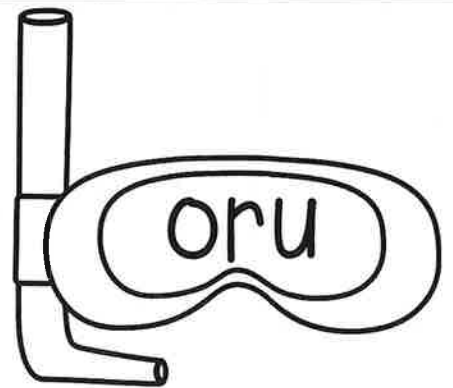
Sight Word Scramble

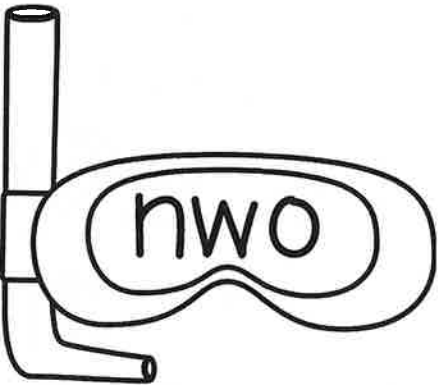


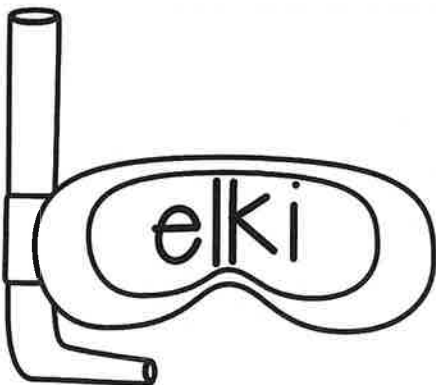
Directions: Unscramble the words on each snorkel. Write the word on the line. Use the word bank to help you.

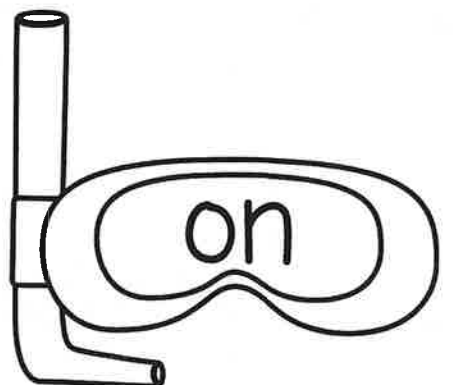


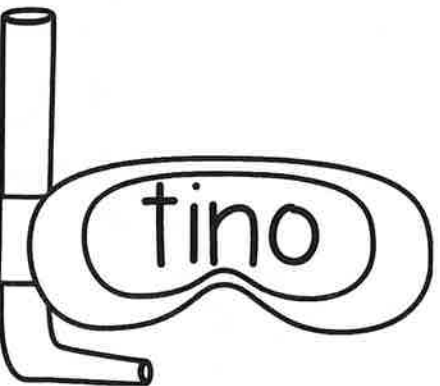


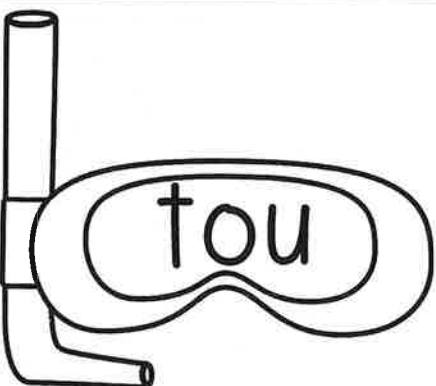











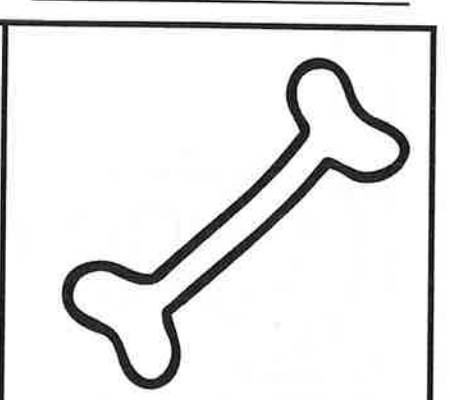




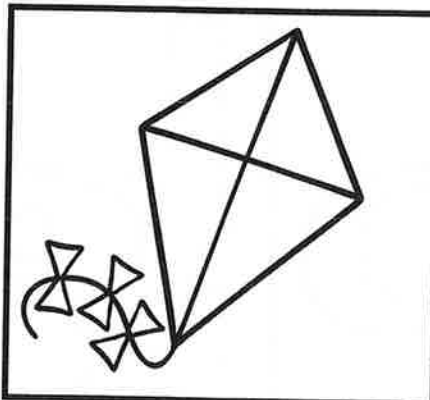



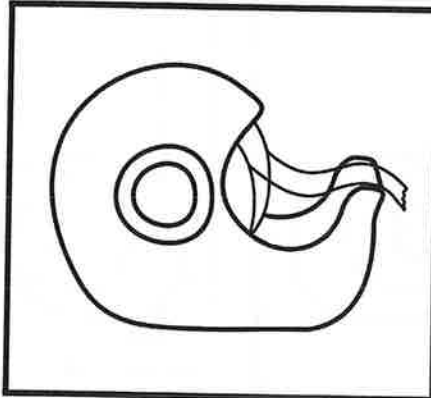






Name: _____

Silent e Words

Directions: Say the name for each picture. Use the silent e pattern on the ice cream to help you write the word. Read the words and color the pictures.



Coins in the Bank

Directions: Use the color code to color the coins in the bank.

Color the  green.

Color the  red.




Name: _____

Beginning Blends




Directions: Look at each picture and say the word. Listen for the *beginning* blend.
Write the missing letters and color the picture.

1.




_____ocks

2.




_____own

3.



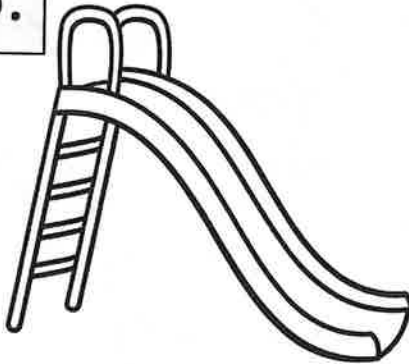
_____apes

4.



_____ane

5.



_____ide

6.



_____amp

7.



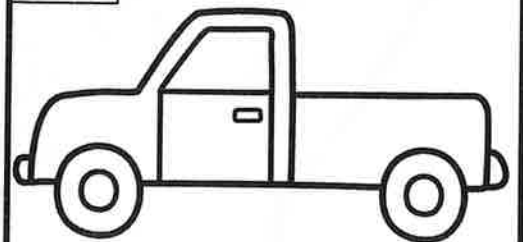
_____ake

8.



_____ant

9.



_____uck

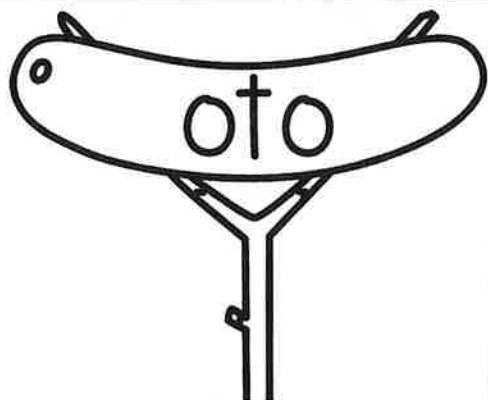
Name _____


Sight Word Scramble

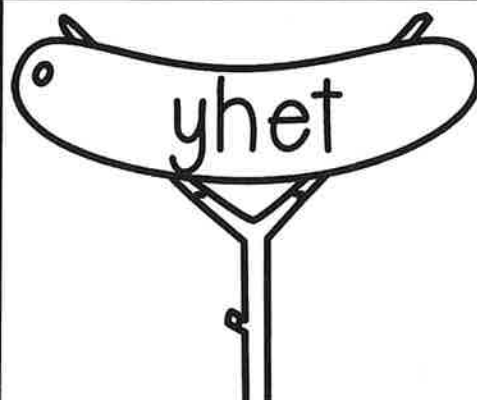


that there they
this too under
want was well

Directions: Unscramble the words on each hotdog. Write the word on the line. Use the word bank to help you.















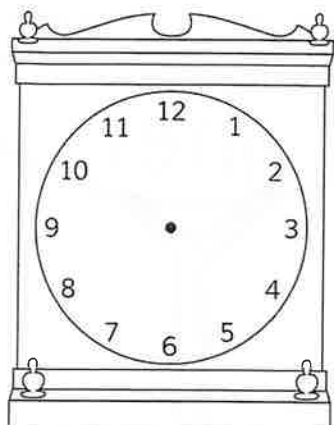




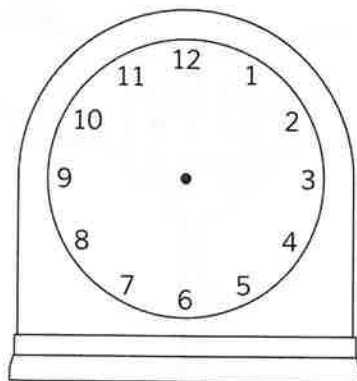
Name _____

Show Me the Time


Directions: Read the time below each clock. Draw the clock hands to show the correct time.



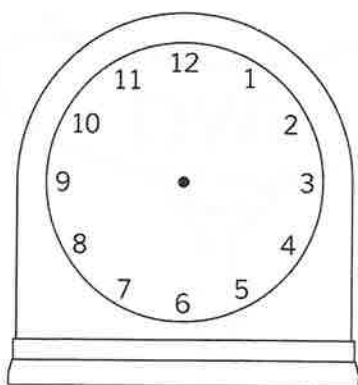
6:00



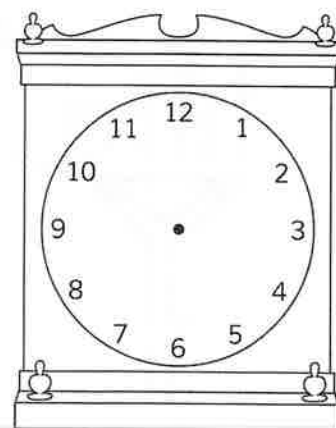
10:00




3:00



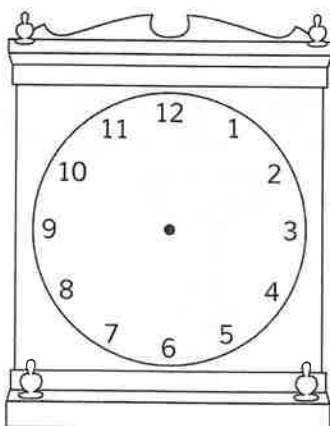
7:00



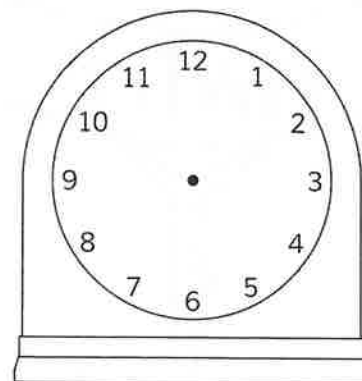
9:00



1:00



4:00



2:00

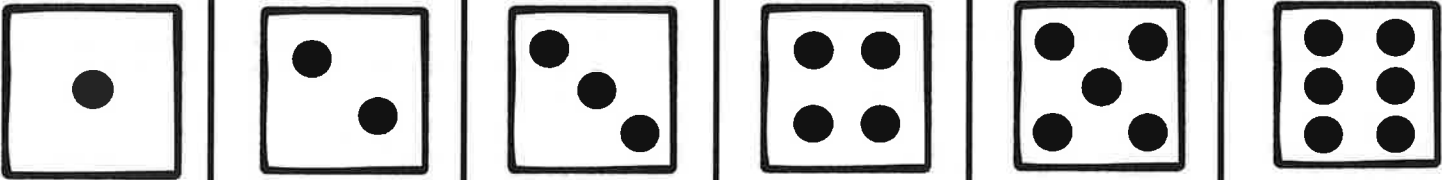
Name: _____



Sweet Sight Words



Directions: Roll a die, read the sight word in the column and trace the word or color. Continue playing until all sight words have been traced.


little	look	make	me	my	not
little	look	make	me	my	not
little	look	make	me	my	not
little	look	make	me	my	not
little	look	make	me	my	not
					

Name _____

Sentence Building I

Directions: Cut out the words at the bottom of the page. Shuffle the words to make a complete sentence. Paste the words in the boxes and write the sentence on the line.

Color the picture.



© Annie Moffatt @ The Moffatt Girls 2014

--	--	--	--	--

Week 4: Day 3


splash	water.	the	Let's	in
--------	--------	-----	-------	----

Name: _____

Crabby

Ten-Frames (up to 20)

Directions: Color the ten frames to match each bucket.


















Name: _____

Swim into Addition!

Solve the math problems.



$$\begin{array}{r} 4 \\ + 3 \\ \hline \end{array}$$

$$\begin{array}{r} 5 \\ + 1 \\ \hline \end{array}$$

$$\begin{array}{r} 6 \\ + 3 \\ \hline \end{array}$$

$$\begin{array}{r} 7 \\ + 2 \\ \hline \end{array}$$

$$\begin{array}{r} 3 \\ + 3 \\ \hline \end{array}$$

$$\begin{array}{r} 1 \\ + 9 \\ \hline \end{array}$$

$$\begin{array}{r} 8 \\ + 2 \\ \hline \end{array}$$

$$\begin{array}{r} 4 \\ + 5 \\ \hline \end{array}$$

$$\begin{array}{r} 2 \\ + 5 \\ \hline \end{array}$$

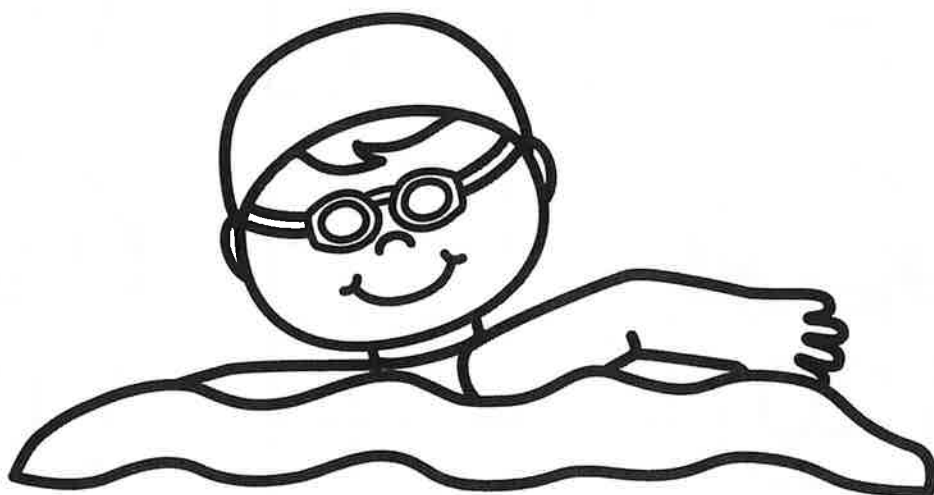
$$\begin{array}{r} 1 \\ + 7 \\ \hline \end{array}$$

$$\begin{array}{r} 4 \\ + 4 \\ \hline \end{array}$$

$$\begin{array}{r} 2 \\ + 6 \\ \hline \end{array}$$

$$\begin{array}{r} 5 \\ + 3 \\ \hline \end{array}$$


$$\begin{array}{r} 10 \\ + 0 \\ \hline \end{array}$$



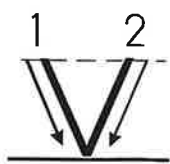
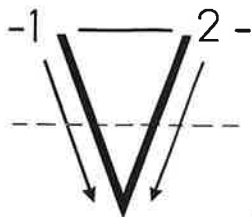

Name _____

Directions: Practice writing upper and lowercase letters. Color the pictures.

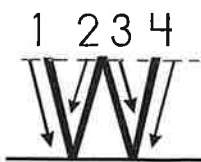
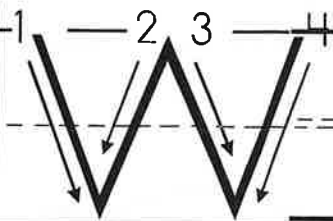

Practice Perfect Penmanship



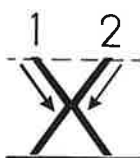
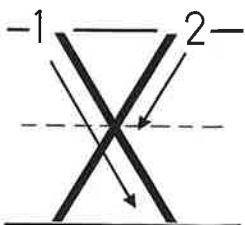
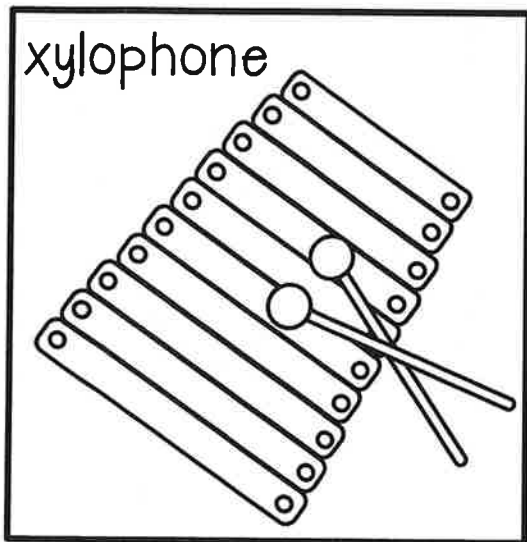
Vacuum



wagon



xylophone




Name: _____

Beginning Digraphs

Directions: Look at each picture and say the word. Listen for the *beginning* digraph.
Write the missing letters and color the picture.




1.



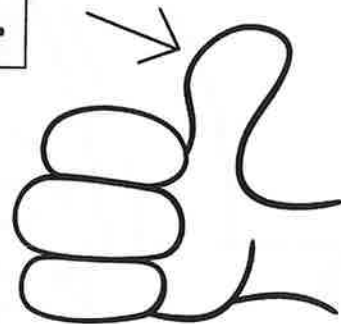
_____ eese

2.




_____ ark

3.




_____ umb

4.



_____ erry

5.




_____ istle

6.




_____ air

7.




_____ orn

8.



_____ ell

9.









_____ ale

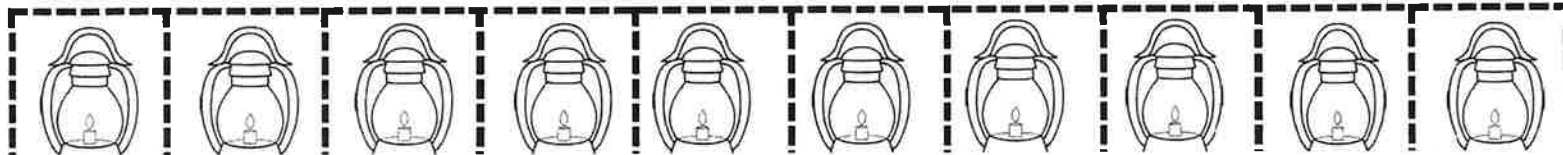
Name _____

Roll, Add and Solve

Directions: Roll a die. Solve a math problem in the column with the number you rolled. Play until all problems have been solved. Cut out the manipulatives at the bottom of the page to help to help you solve the problems.




$\begin{array}{r} 2 \\ + 3 \\ \hline \end{array}$	$\begin{array}{r} 4 \\ + 1 \\ \hline \end{array}$	$\begin{array}{r} 5 \\ + 0 \\ \hline \end{array}$	$\begin{array}{r} 4 \\ + 2 \\ \hline \end{array}$	$\begin{array}{r} 8 \\ + 1 \\ \hline \end{array}$	$\begin{array}{r} 3 \\ + 3 \\ \hline \end{array}$
$\begin{array}{r} 7 \\ + 3 \\ \hline \end{array}$	$\begin{array}{r} 2 \\ + 6 \\ \hline \end{array}$	$\begin{array}{r} 5 \\ + 1 \\ \hline \end{array}$	$\begin{array}{r} 4 \\ + 0 \\ \hline \end{array}$	$\begin{array}{r} 8 \\ + 2 \\ \hline \end{array}$	$\begin{array}{r} 4 \\ + 3 \\ \hline \end{array}$
$\begin{array}{r} 3 \\ + 5 \\ \hline \end{array}$	$\begin{array}{r} 5 \\ + 3 \\ \hline \end{array}$	$\begin{array}{r} 2 \\ + 4 \\ \hline \end{array}$	$\begin{array}{r} 1 \\ + 6 \\ \hline \end{array}$	$\begin{array}{r} 5 \\ + 5 \\ \hline \end{array}$	$\begin{array}{r} 3 \\ + 2 \\ \hline \end{array}$
$\begin{array}{r} 5 \\ + 4 \\ \hline \end{array}$	$\begin{array}{r} 6 \\ + 4 \\ \hline \end{array}$	$\begin{array}{r} 1 \\ + 1 \\ \hline \end{array}$	$\begin{array}{r} 1 \\ + 3 \\ \hline \end{array}$	$\begin{array}{r} 3 \\ + 6 \\ \hline \end{array}$	$\begin{array}{r} 2 \\ + 5 \\ \hline \end{array}$
$\begin{array}{r} 0 \\ + 0 \\ \hline \end{array}$	$\begin{array}{r} 0 \\ + 6 \\ \hline \end{array}$	$\begin{array}{r} 7 \\ + 0 \\ \hline \end{array}$	$\begin{array}{r} 0 \\ + 9 \\ \hline \end{array}$	$\begin{array}{r} 10 \\ + 0 \\ \hline \end{array}$	$\begin{array}{r} 2 \\ + 0 \\ \hline \end{array}$
					




Name: _____

Splashes of Color

Directions: Color each water drop the correct color.



Name _____



Summer Time Subtraction

Directions: Add to find the difference.

$$\begin{array}{r} 7 \\ - 3 \\ \hline \end{array}$$

$$\begin{array}{r} 7 \\ - 6 \\ \hline \end{array}$$

$$\begin{array}{r} 5 \\ - 5 \\ \hline \end{array}$$

$$\begin{array}{r} 9 \\ - 3 \\ \hline \end{array}$$

$$\begin{array}{r} 8 \\ - 4 \\ \hline \end{array}$$

$$\begin{array}{r} 9 \\ - 6 \\ \hline \end{array}$$

$$\begin{array}{r} 6 \\ - 5 \\ \hline \end{array}$$

$$\begin{array}{r} 6 \\ - 4 \\ \hline \end{array}$$

$$\begin{array}{r} 7 \\ - 5 \\ \hline \end{array}$$

$$\begin{array}{r} 6 \\ - 3 \\ \hline \end{array}$$




Name: _____



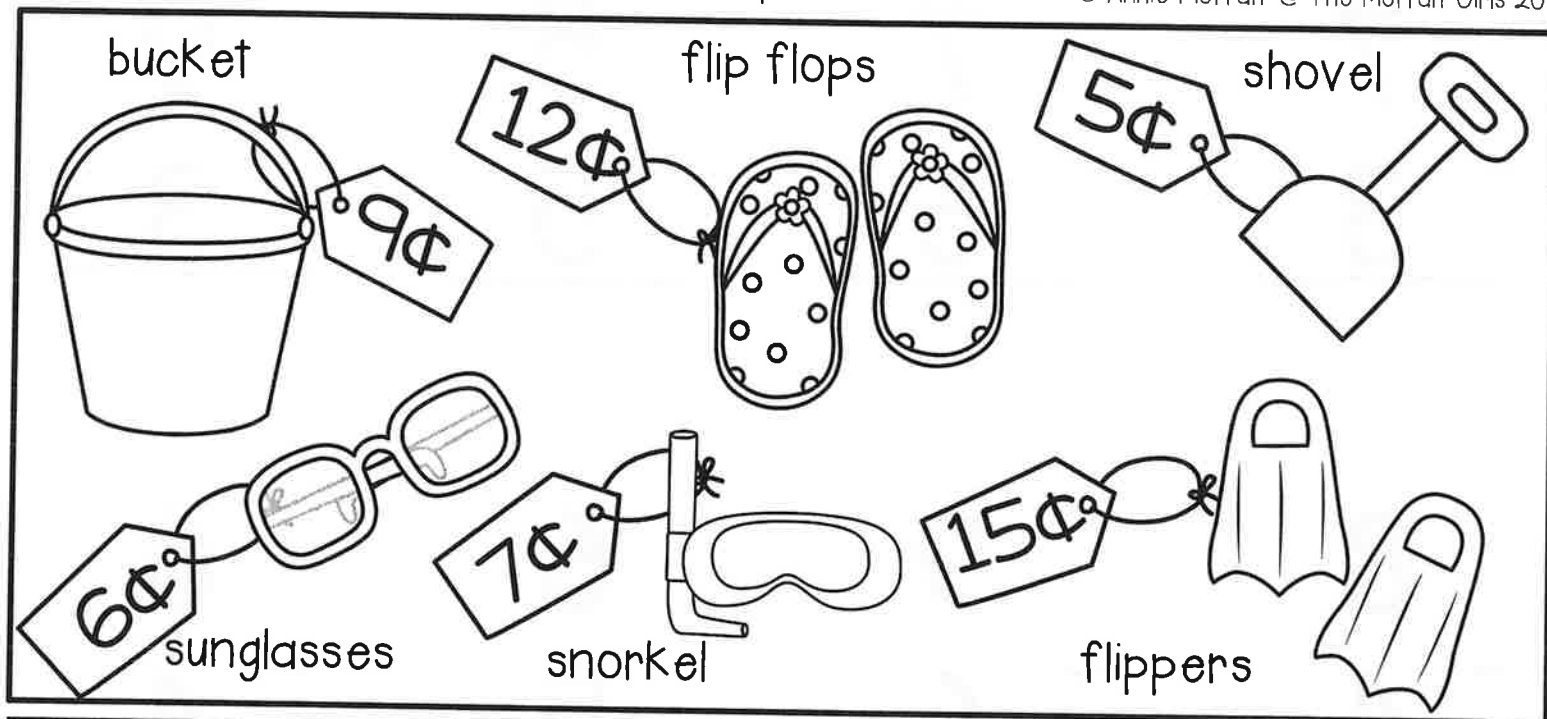
= 1¢

Summer Shopping



Directions: Count the coins and answer the questions.


© Annie Moffatt @ The Moffatt Girls 2013



_____ ¢

Can you buy the shovel?


yes
no



_____ ¢

Can you buy the flip flops?


yes
no



_____ ¢

Can you buy the flippers?

yes
no



_____ ¢

Can you buy the bucket?

yes
no



_____ ¢

Can you buy the sunglasses and snorkel?

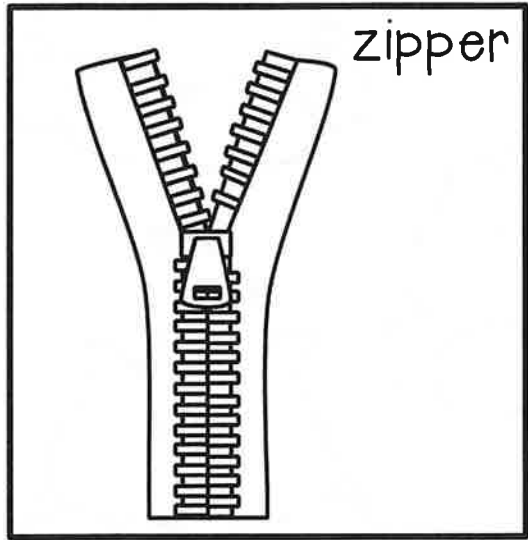
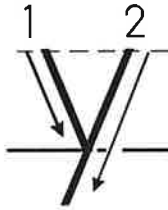
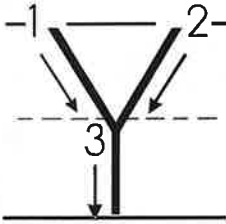

yes
no

Name _____

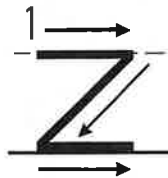
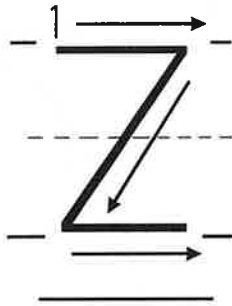
Practice Perfect Penmanship

Directions: Practice writing upper and lowercase letters. Color the pictures.

yarn



zipper



Write the alphabet from A-Z on the lines below.












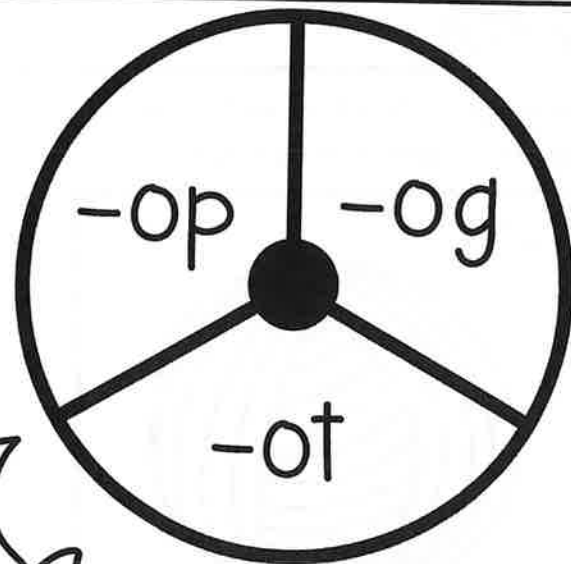
Handwriting practice lines for the alphabet A-Z. Each row consists of a solid top line, a dashed middle line, and a solid bottom line.

Name: _____

Spin and Color Word Families

(Short o Words)

Directions: Spin the spinner and color a campfire with the matching word family.




Name _____

Sentence Building II

Directions: Cut out the words at the bottom of the page. Shuffle the words to make a complete sentence. Paste the words in the boxes and write the sentence on the line.

Color the picture.



© Annie Moffatt @ The Moffatt Girls 2014

--	--	--	--	--


Week 5: Day 1

me	Can	hear	now?	you
----	-----	------	------	-----


Name _____

Time to SWIM!


Directions: Write the time underneath the clock.




____:____



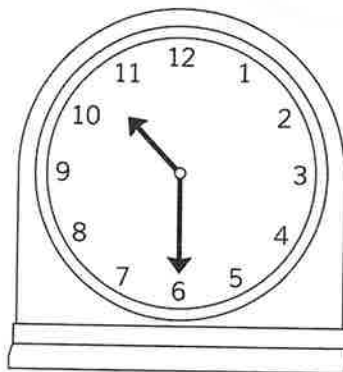
____:____




____:____



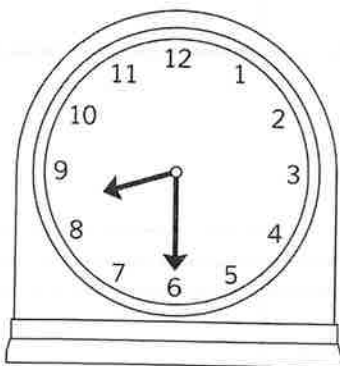
____:____




____:____




____:____



____:____



____:____



____:____







Name: _____



Sweet Sight Words



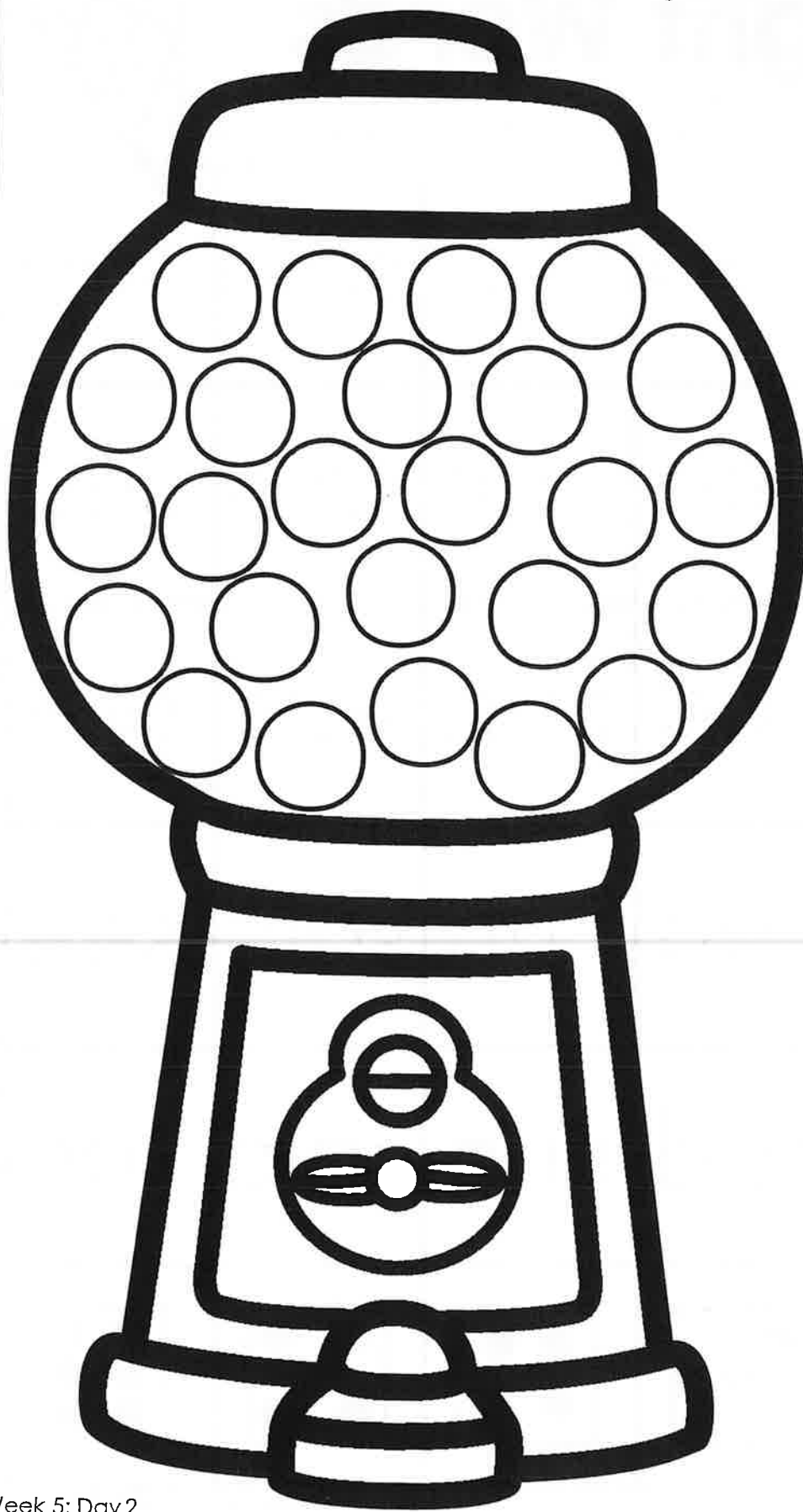
Directions: Roll a die, read the sight word in the column and trace the word or color. Continue playing until all sight words have been traced.

one	play	red	run	said	see
one	play	red	run	said	see
one	play	red	run	said	see
one	play	red	run	said	see
one	play	red	run	said	see
					

Name: _____

Colorful Gumballs!

Directions: Color the correct number of gumballs according to the color code.



Color Code:

Color 3 gumballs red

Color 6 gumballs pink


Color 4 gumballs yellow

Color 5 gumballs green

Color 2 gumballs purple

Color 1 gumball orange

Color 4 gumballs blue



Name _____

Summer Time Addition



Directions: Add to find the sum.

$$\begin{array}{r} 4 \\ + 2 \\ \hline \end{array}$$

$$\begin{array}{r} 7 \\ + 3 \\ \hline \end{array}$$

$$\begin{array}{r} 6 \\ + 3 \\ \hline \end{array}$$

$$\begin{array}{r} 3 \\ + 4 \\ \hline \end{array}$$

$$\begin{array}{r} 2 \\ + 4 \\ \hline \end{array}$$

$$\begin{array}{r} 8 \\ + 0 \\ \hline \end{array}$$

$$\begin{array}{r} 10 \\ + 0 \\ \hline \end{array}$$

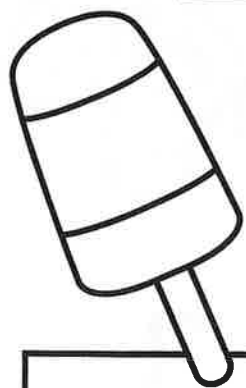
$$\begin{array}{r} 4 \\ + 5 \\ \hline \end{array}$$

$$\begin{array}{r} 6 \\ + 2 \\ \hline \end{array}$$

$$\begin{array}{r} 7 \\ + 1 \\ \hline \end{array}$$









Name: _____



Roll a Word Family



Directions: Roll a die, read a word family word in the column and trace or color the word. Continue playing until all words have been traced.

rat	ten	dig	mop	fun	tan
mat	men	wig	top	bun	ran
hat	hen	big	pop	run	man
bat	pen	pig	hop	sun	fan
-at family	-en family	-ig family	-op family	-un family	-an family
					

Name _____



SUMMER Addition WORD PROBLEMS

Directions: Read the word problems and draw a picture to help solve it.
Write a number sentence and make tally marks for the answer.

Kate had 5 shells. She found 3 more shells. How many shells does she have in all?

DRAW IT:

_____ + _____ = _____

TALLY:



Dan saw 4 yellow starfish. John saw 5 red starfish. How many starfish did they see altogether?

DRAW IT:

_____ + _____ = _____

TALLY:



Ann brought 2 beach balls to the beach. Jan brought 4 beach balls. How many beach balls do they have altogether?

DRAW IT:

_____ + _____ = _____

TALLY:




Jim caught 3 fish on Friday. He caught 7 fish on Saturday. How many fish did he catch in all?


DRAW IT:

_____ + _____ = _____

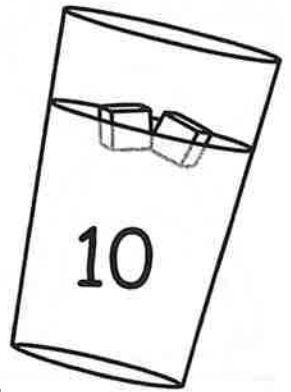
TALLY:



Name: _____



Roll, Add and Color




Directions: Roll 2 dice, add them up and color the picture!



Name: _____

Read and Color




Directions: Read the sentence in each box and color the picture to match the sentence.

1.




The bucket is yellow.
The crab is red.

2.



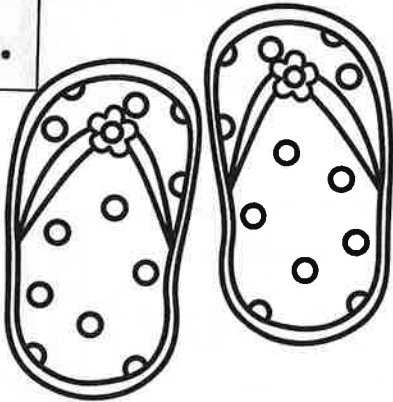
The sun is hot.
The sun is yellow

3.



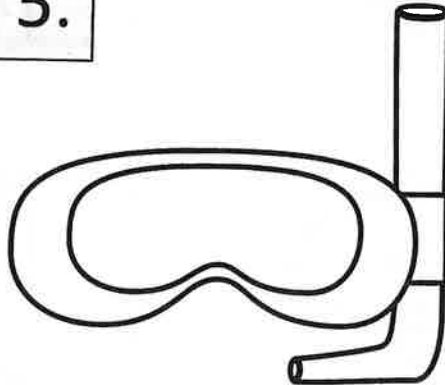
The top sunglasses
are blue. The bottom
sunglasses are red.

4.



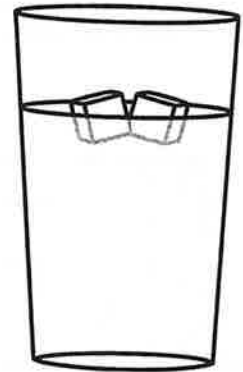
The flip flops are
green and pink.

5.



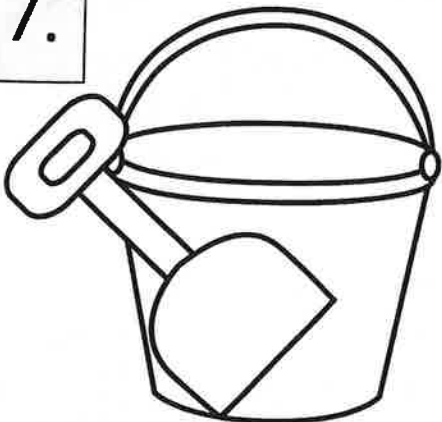
The snorkel is orange
and blue.

6.




The lemonade is cold.
The lemonade is yellow.

7.




The bucket is red.
The shovel is green.

8.



One flipper is black.
One flipper is purple.

9.






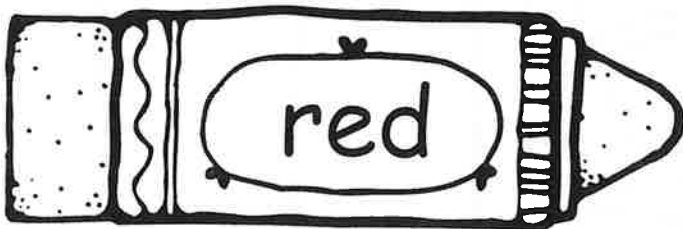



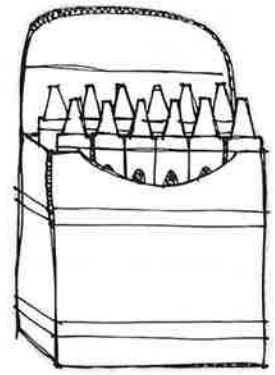



The cups are yellow
and orange.

Name _____

Colorful Crayons

Directions: Read the color words and color the crayon that color.






Name _____



Sunny Numbers

Directions: Trace the numbers from 1-30 in each sun.









Name: _____



Sweet Sight Words



Directions: Roll a die, read the sight word in the column and trace the word or color. Continue playing until all sight words have been traced.

the	to	two	up	we	you
the	to	two	up	we	you
the	to	two	up	we	you
the	to	two	up	we	you
the	to	two	up	we	you
					







Name: _____

Missing

Numbers in the Teens




Directions: Write the missing number for each set of buckets.



Name: _____



Skip Counting POPSICLES by 5's



Directions: Skip count by 5's and write the missing numbers on each popsicle from 5 to 100. Color the popsicles to make a pattern.

5						
				60		

Name _____

Sentence Building III

Directions: Cut out the words at the bottom of the page. Shuffle the words to make a complete sentence. Paste the words in the boxes and write the sentence on the line.

Color the picture.



© Annie Moffatt @ The Moffatt Girls 2014

Week 6: Day 1

want


some

lemonade?

you











Do

© Annie Moffatt @ The Moffatt Girls 2014












(11-20)

Directions: Look at the number on each sun.



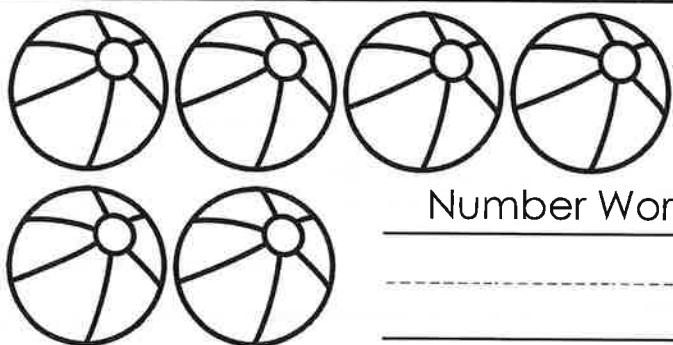
Week 6: Day 1



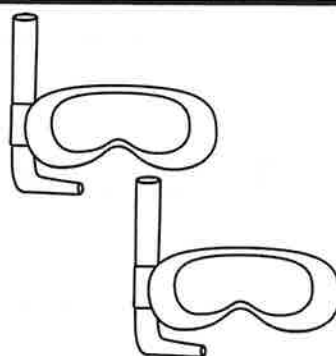
Name: _____

Number Words


one three six five
eight two four seven



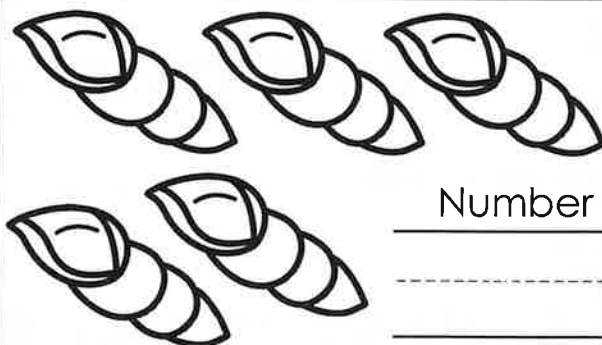
Number Word: _____



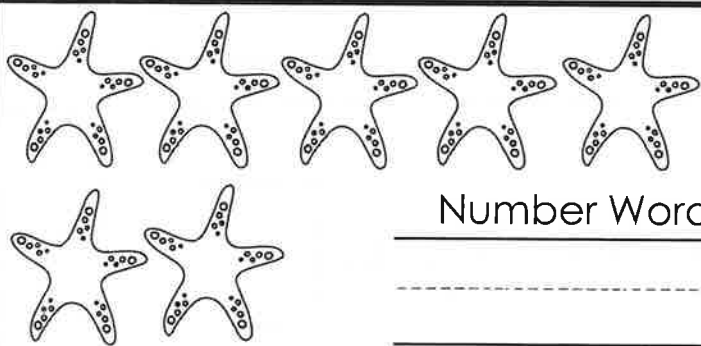
Number Word: _____




Number Word: _____




Number Word: _____




Number Word: _____



Number Word: _____



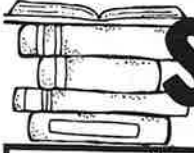
Number Word: _____




Number Word: _____

Name _____

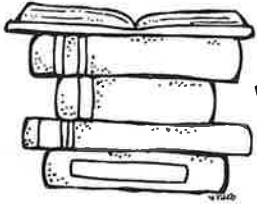
Directions: Read each sentence. Cut and paste the correct punctuation mark after each sentence.



Summer Reading is FUN!



I like to read books



What is your favorite book



This is a funny story



What is your favorite part



Does your mom like to read



I like the library

Week 6: Day 2



©Annie Moffatt @ The Moffatt Girls 2013

.	.	.	?	?	?
---	---	---	---	---	---

Name _____



Spin a Number Word!

Directions: Use a pencil and paperclip to spin a number word. Color a matching bucket with the number on it. Play until all buckets have been colored.



Roll a Math Problem!


Directions: Roll the die and find the sum for a math problem.
Continue playing until all problems have been solved.



$2+4=$

$8+0=$


$5+2=$



$6+3=$

$3+3=$


$4+4=$



$2+6=$

$7+2=$


$1+2=$



$2+8=$

$6+2=$


$4+3=$



$6+0=$

$4+2=$

$5+3=$




$8+2=$

$3+1=$

$2+7=$

Name: _____

Read and Draw



Directions: Read the sentence in each box and draw a picture to match the sentence.

1.

I have three cats.

2.

My dog likes to sit on the red rug.

3.

I can make a green and blue cake.

4.

Did you see the big red crab?

5.

My dog likes to dig.

6.

Do not pop the purple balloon.

7.

The fox is in his den.

8.

I see a green frog on the brown log.










9.

My mom has a red and orange cup.

Name _____

Bucket Bonds

Directions: Complete each pair of number bonds.



Name _____

Addition and Subtraction

Directions: Add or subtract to find the answer.



$$\begin{array}{r} 9 \\ - 4 \\ \hline \end{array}$$

$$\begin{array}{r} 7 \\ + 3 \\ \hline \end{array}$$

$$\begin{array}{r} 8 \\ - 6 \\ \hline \end{array}$$

$$\begin{array}{r} 1 \\ + 8 \\ \hline \end{array}$$

$$\begin{array}{r} 8 \\ - 7 \\ \hline \end{array}$$

$$\begin{array}{r} 9 \\ + 0 \\ \hline \end{array}$$

$$\begin{array}{r} 7 \\ - 7 \\ \hline \end{array}$$

$$\begin{array}{r} 6 \\ + 3 \\ \hline \end{array}$$

$$\begin{array}{r} 6 \\ - 1 \\ \hline \end{array}$$

$$\begin{array}{r} 3 \\ + 3 \\ \hline \end{array}$$




Name _____

Sentence Building IV

Directions: Cut out the words at the bottom of the page. Shuffle the words to make a complete sentence. Paste the words in the boxes and write the sentence on the line.

Color the picture.



--	--	--	--	--


Week 6: Day 4

this	camping	Let's	summer	go
------	---------	-------	--------	----

Roll, Read and Color a Math Problem!

Directions: Roll the die and find the sum for a math problem.


Continue playing until all problems have been solved.



$$\square + 3 = 7$$

$$\square + 2 = 6$$


$$\square + 4 = 9$$



$$\square + 4 = 7$$

$$\square + 2 = 7$$


$$\square + 1 = 9$$



$$\square + 7 = 10$$

$$\square + 6 = 6$$


$$\square + 3 = 8$$



$$\square + 1 = 5$$

$$\square + 3 = 7$$


$$\square + 0 = 10$$



$$\square + 8 = 9$$

$$\square + 3 = 5$$

$$\square + 5 = 8$$



$$\square + 0 = 4$$


$$\square + 5 = 10$$

$$\square + 4 = 7$$

Name _____



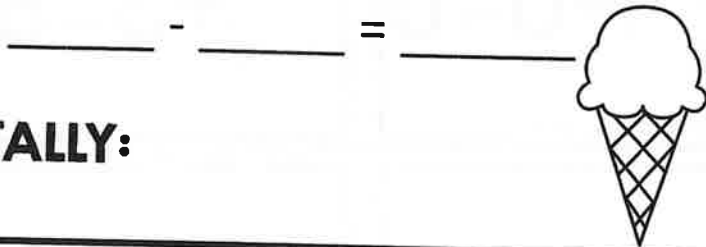
SUMMER Subtraction WORD PROBLEMS



Directions: Read the word problems and draw a picture to help solve it.
Write a number sentence and make tally marks for the answer.

Nate's ice cream cone had 7 scoops.
3 scoops fell off of his cone. How
many scoops are left?

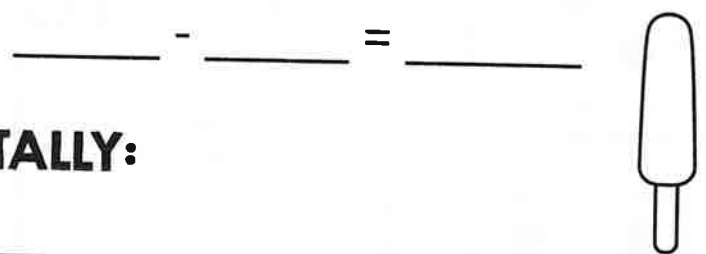
DRAW IT:



TALLY:

Kim brought 8 popsicles to the beach.
6 popsicles melted. How many
popsicles does Kim have left?

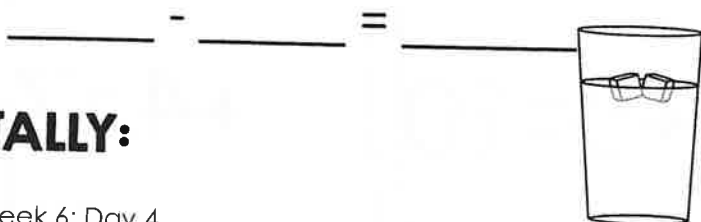
DRAW IT:



TALLY:

Dan had 10 cups of lemonade. He
spilled 5 cups. How many cups does Dan
have left?

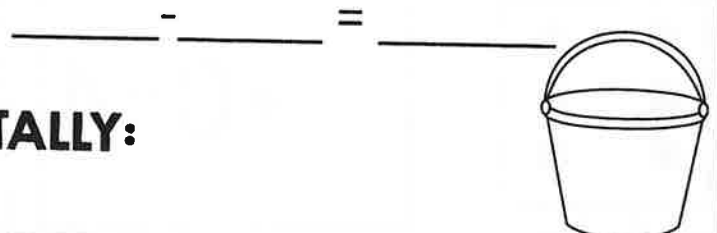
DRAW IT:



TALLY:

Jane brought 9 buckets to the beach.
She left 2 buckets. How many
buckets does she have now?

DRAW IT:




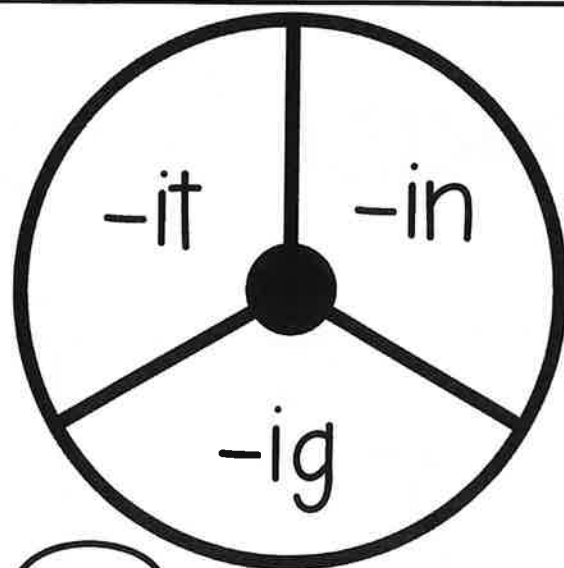
TALLY:

Name: _____

Spin and Color Word Families


(Short i Words)

Directions: Spin the spinner and color an ice cream cone with the matching word family.





Name _____

Sight Word Scramble





went what who
white will yes
good must are

Directions: Unscramble the words on each fire. Write the word on the line. Use the word bank to help you.



Roll a Math Problem!


Directions: Roll the die and find the sum for a math problem.
Continue playing until all problems have been solved.



$2 + \square = 4$

$1 + \square = 5$


$2 + \square = 7$



$6 + \square = 8$

$3 + \square = 10$


$7 + \square = 7$



$5 + \square = 10$

$7 + \square = 9$


$1 + \square = 4$



$3 + \square = 6$

$6 + \square = 9$


$4 + \square = 8$



$4 + \square = 9$

$4 + \square = 7$

$0 + \square = 6$

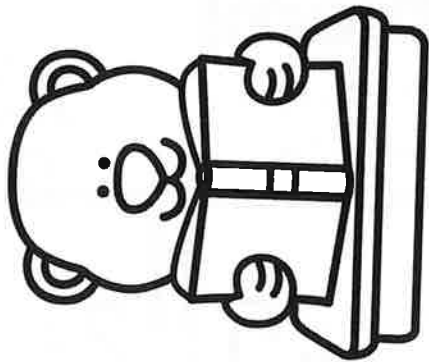


$1 + \square = 10$

$3 + \square = 7$

$2 + \square = 8$

Name: ○




SUMMER READING

Challenge

- | | | |
|----|----|----|
| 1 | 2 | 3 |
| 4 | 5 | 6 |
| 7 | 8 | 9 |
| 10 | 11 | 12 |

Name: ○

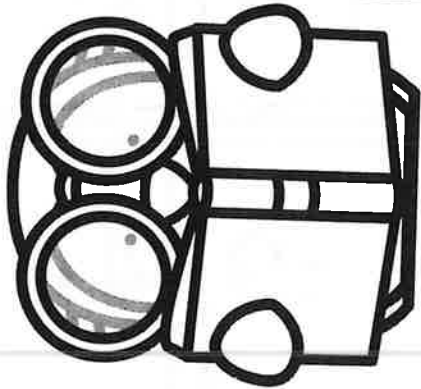


SUMMER READING

Challenge

- | | | |
|----|----|----|
| 13 | 14 | 15 |
| 16 | 17 | 18 |
| 19 | 20 | 21 |
| 22 | 23 | 24 |

Name: ○




SUMMER READING

Challenge

- | | | |
|----|----|----|
| 25 | 26 | 27 |
| 28 | 29 | 30 |
| 31 | 32 | 33 |
| 34 | 35 | 36 |

Name: ○



SUMMER READING

Challenge

- | | | |
|----|----|----|
| 37 | 38 | 39 |
| 40 | 41 | 42 |
| 43 | 44 | 45 |
| 46 | 47 | 48 |



a

Pre-Primer



and

Pre-Primer



away

Pre-Primer



big

Pre-Primer



blue

Pre-Primer



can

Pre-Primer



come

Pre-Primer



down

Pre-Primer



find

Pre-Primer



for

Pre-Primer



funny

Pre-Primer



go

Pre-Primer



help

Pre-Primer



here

Pre-Primer



I

Pre-Primer



in

Pre-Primer



is

Pre-Primer



it

Pre-Primer



jump

Pre-Primer



little

Pre-Primer



look

Pre-Primer



make

Pre-Primer



me

Pre-Primer



my

Pre-Primer



not

Pre-Primer



one

Pre-Primer



play

Pre-Primer



red

Pre-Primer



run

Pre-Primer



said

Pre-Primer



see

Pre-Primer



the

Pre-Primer



three

Pre-Primer



to

Pre-Primer



two

Pre-Primer



up

Pre-Primer



we

Pre-Primer



where

Pre-Primer



yellow

Pre-Primer



you

Pre-Primer



all

Primer



am

Primer



are

Primer



at

Primer



ate

Primer



be

Primer



black

Primer



brown

Primer



but

Primer



came

Primer



did

Primer



do

Primer



eat

Primer



four

Primer



get

Primer



good

Primer



have

Primer



he

Primer



into

Primer



like

Primer



must

Primer



new

Primer



no

Primer



now

Primer



on

Primer



our

Primer



out

Primer



please

Primer



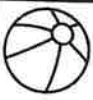
pretty

Primer



ran

Primer



ride

Primer



saw

Primer



say

Primer



she

Primer



so

Primer



soon

Primer



that

Primer



there

Primer



they

Primer



this

Primer



too

Primer



under

Primer



want

Primer



was

Primer



well

Primer



went

Primer



what

Primer



white

Primer



who

Primer



will

Primer



with

Primer



yes

Primer

© Annie Moffatt @ The Moffatt Girls